

# EZ-EG ソングコード表

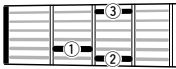
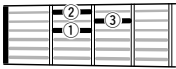
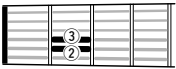
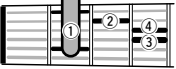
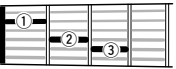
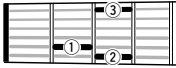
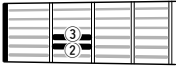
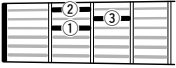
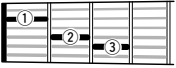
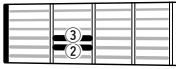
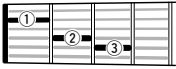
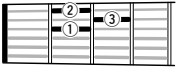
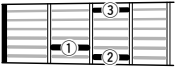
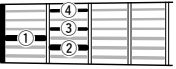
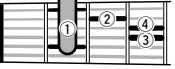
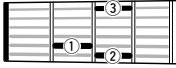
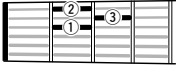
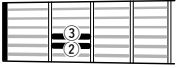
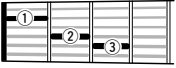
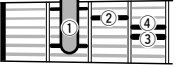
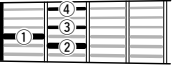
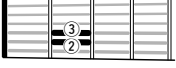

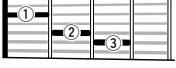



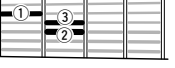



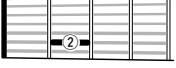
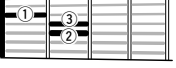

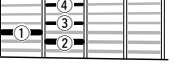
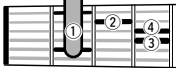
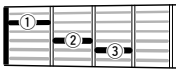
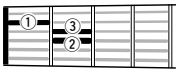

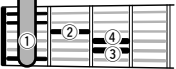
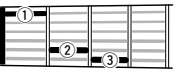
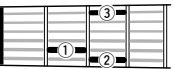
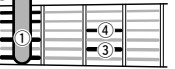
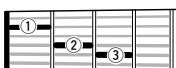

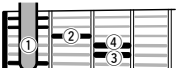


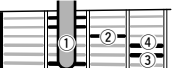

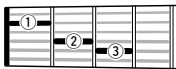
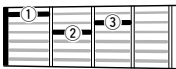
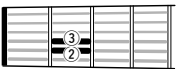
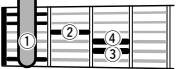
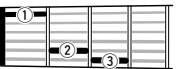


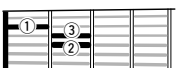

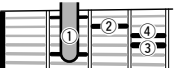


## ※ コード表の見かた

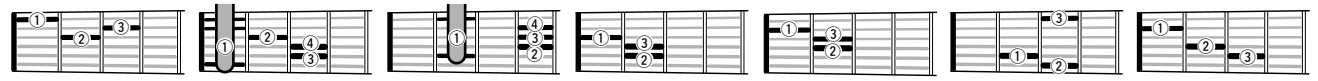

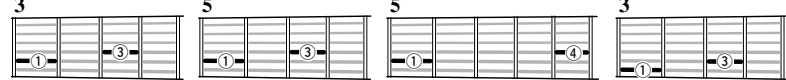
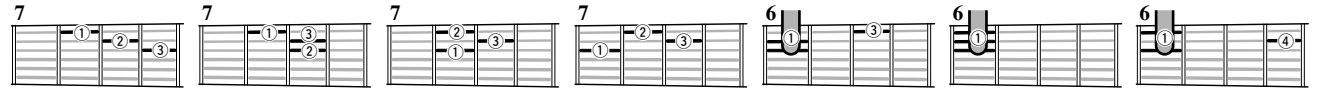
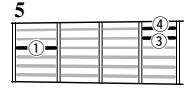
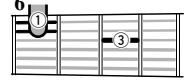
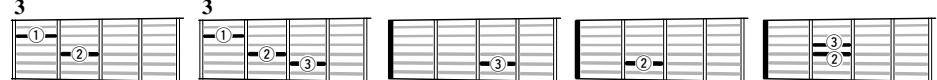
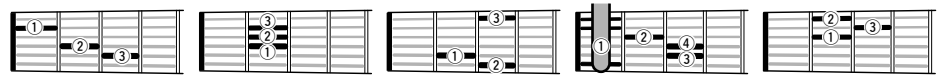
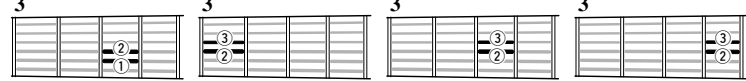
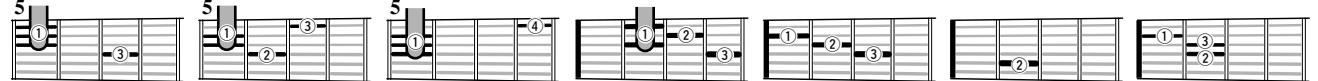
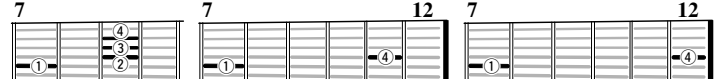
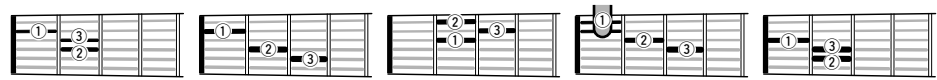
・各ポジションに記載されている数字は、押さえる指番号を表します。

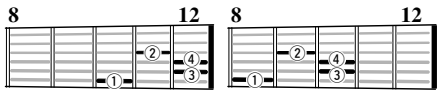
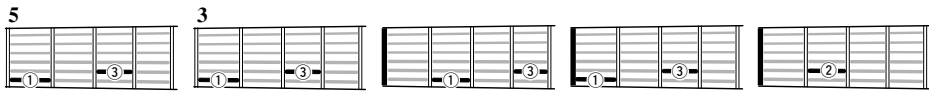
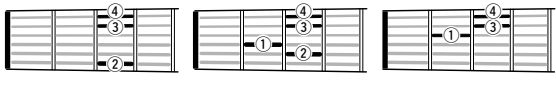
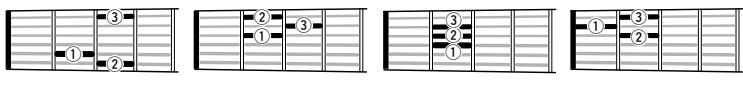
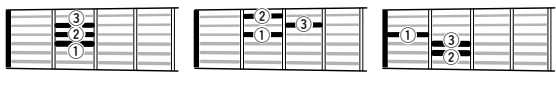
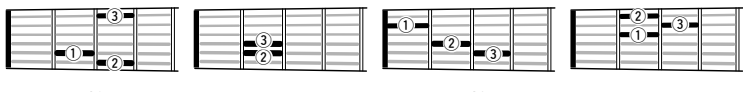
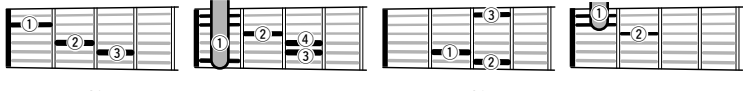
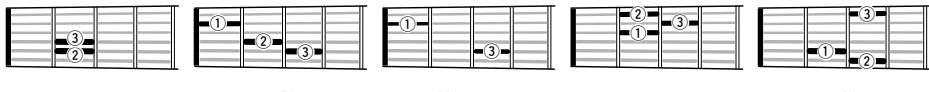
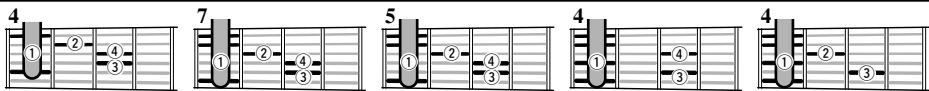
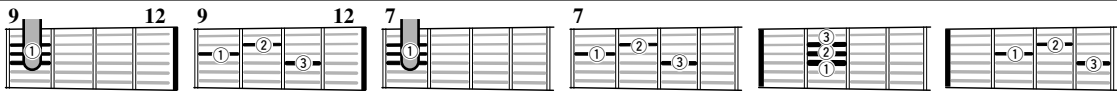
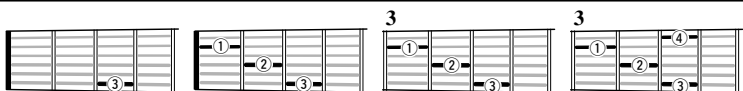
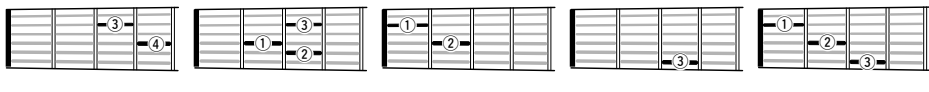

①：人さし指、②：中指、③：薬指、④：小指

・基本的には、一番左のフレットを「1フレット」として説明していますが、一番左のフレットに「3」などの数字が記載されている場合は、その数字のフレットになります。

① このイラストは、人さし指で点灯しているポジションをまとめて押さえます。

ソングNo.	再生時に点灯する位置とコードネーム
1	     <b>G D Em Bm C</b>
2	    <b>G Em D C</b>
3	      <b>Em C D G B7 Bm</b>
4	      <b>G D Em C Bm B7</b>
5	       <b>Em Em7 C D B7 G Am</b>
6	       <b>G D Em Em7 Am C B7</b>
	 <b>Bm</b>
7	       <b>C Am Em F G7 G G7sus4</b>
8	       <b>C Em F G7 F F# G#</b>
9	     <b>C Dm Em F G7</b>
10	       <b>G Em Am D7 Bm E7 D#</b>

11	 <p><b>Dm</b>      <b>F</b>      <b>B</b>      <b>E</b>      <b>Am</b>      <b>G</b>      <b>C</b></p>
12	 <p><b>Em</b>      <b>A</b></p>
13	 <p><b>C1+5</b>      <b>D1+5</b>      <b>D1+6</b>      <b>G1+5</b></p>
14	 <p><b>Fm</b>      <b>FmM7</b>      <b>Fm7</b>      <b>Fm6</b>      <b>D<sub>b</sub>M7</b>      <b>D<sub>b</sub>6</b>      <b>D<sub>b</sub>1+5</b></p>  <p><b>C1+5+8</b></p>
15	 <p><b>E<sub>b</sub>madd9</b></p>
16	 <p><b>Am7sus4</b>      <b>Dadd9(11)</b>      <b>CM7omit3</b>      <b>GonB</b>      <b>Am(9)</b></p>
17	 <p><b>C</b>      <b>A</b>      <b>G</b>      <b>F</b>      <b>D</b></p>
18	 <p><b>G5+1</b>      <b>B<sub>b</sub>5+1</b>      <b>C5+1</b>      <b>D<sub>b</sub>5+1</b></p>
19	 <p><b>Am</b>      <b>AmM7(9)/G<sup>#</sup></b>      <b>Am/G</b>      <b>D/F<sup>#</sup></b>      <b>FM7</b>      <b>G/B</b>      <b>Am</b></p>
20	 <p><b>E</b>      <b>E1+6</b>      <b>E1+7</b></p>
21	 <p><b>Am</b>      <b>C</b>      <b>D</b>      <b>F</b>      <b>E</b></p>

22	 <b>D</b> <b>C</b>
23	 <b>A1+5</b> <b>G1+5</b> <b>F#1+5</b> <b>F1+5</b> <b>E1+5</b>
24	 <b>Gomit3</b> <b>Cadd9</b> <b>Dsus4</b>
25	 <b>G</b> <b>D</b> <b>A</b> <b>D7</b>
26	 <b>A</b> <b>D</b> <b>E</b>
27	 <b>G</b> <b>Em</b> <b>C</b> <b>D</b>
28	 <b>C</b> <b>F</b> <b>G</b> <b>Dm7</b>
29	 <b>Em</b> <b>C</b> <b>Cadd2</b> <b>D</b> <b>G</b>
30	 <b>C#m</b> <b>B</b> <b>A</b> <b>G#7sus4</b> <b>G#7</b>
31	 <b>E</b> <b>A</b> <b>D</b> <b>G</b> <b>A</b> <b>D</b>
32	 <b>G</b> <b>C/G</b> <b>D(11)/A</b> <b>D(11)/A</b>
33	 <b>Em9</b> <b>Cadd9</b> <b>Am7</b> <b>G</b> <b>C/G</b>
34	 <b>A1+5</b> <b>A1+6</b> <b>D1+5</b> <b>D1+6</b> <b>E1+5</b> <b>E1+6</b>

35						
	DM7(9)	Db7(9)	CM7(9)	A7(b13)	G7(b13)	DbM7(9)
36						
	CM7	C#dim7	Dm7(9)	G7(13)	Em7	A7(b13)

**よく使用するコード**

<b>A</b>				<b>D#</b> / <b>Eb</b>			
<b>A#</b> / <b>Bb</b>				<b>E</b>			
<b>B</b>				<b>F</b>			
<b>C</b>				<b>F#</b> / <b>Gb</b>			
<b>C#</b> / <b>Db</b>				<b>G</b>			
<b>D</b>				<b>G#</b> / <b>Ab</b>			