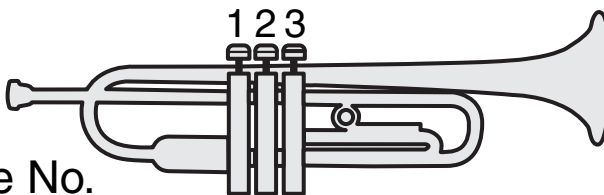


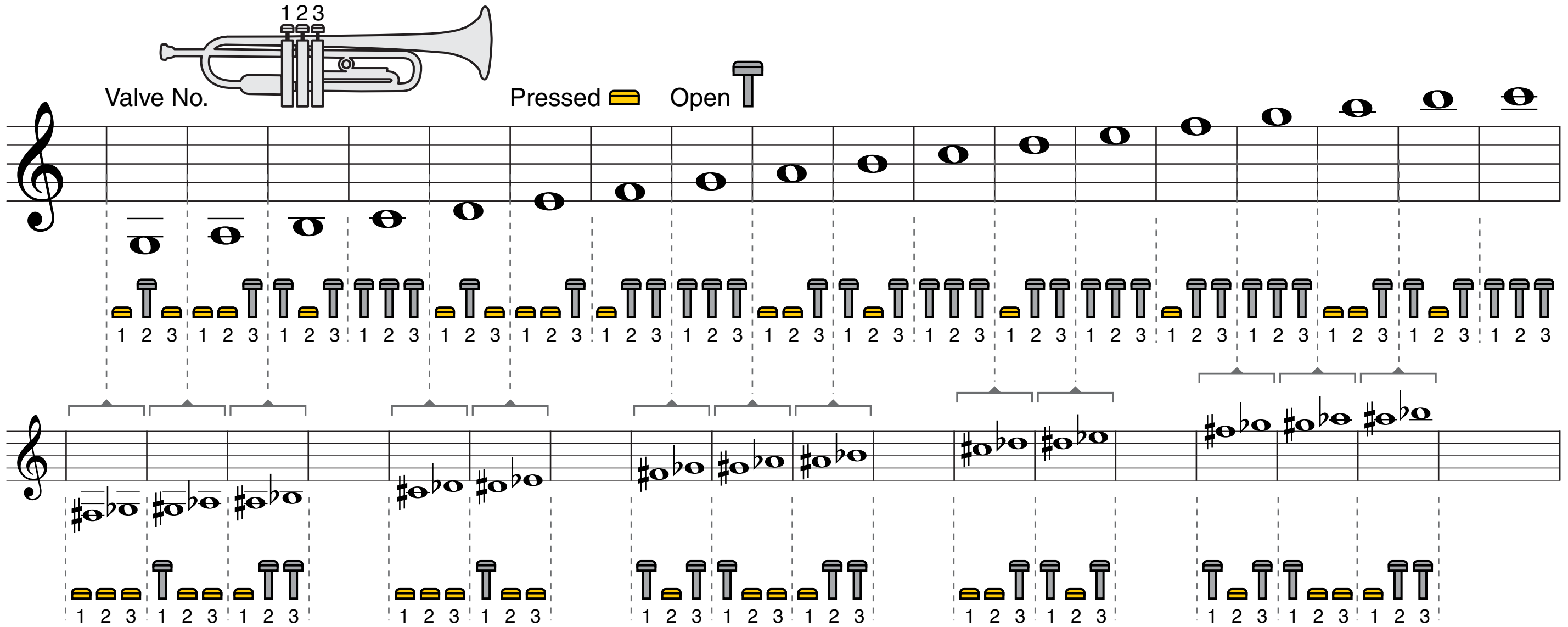



Trumpet Fingerings

Valve No.  Pressed  Open 



The image displays two musical staves illustrating trumpet fingerings. The top staff shows natural notes (C4 to C5) with valve diagrams below. The bottom staff shows sharp notes (C#4 to C#5) with valve diagrams below. Fingerings are indicated by numbers 1, 2, and 3. A legend at the top indicates that a yellow rectangle represents a 'Pressed' valve and a grey rectangle represents an 'Open' valve. A diagram of a trumpet shows valves 1, 2, and 3 labeled.

Trumpet Family



Trumpet



Cornet



Piccolo Trumpet



Flugelhorn