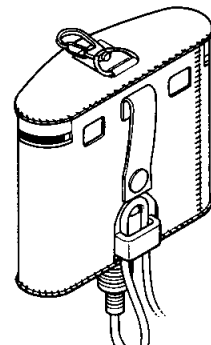


YAMAHA

BT7

WX MIDI/POWER PACK

OWNER'S MANUAL



● INTRODUCTION

Thank you for purchasing the Yamaha BT7 MIDI/POWER PACK for the WX. The BT7 is a special power supply and MIDI interface box for the Yamaha WX series Wind MIDI Controllers. For long and trouble-free operation, please read this manual carefully before use.

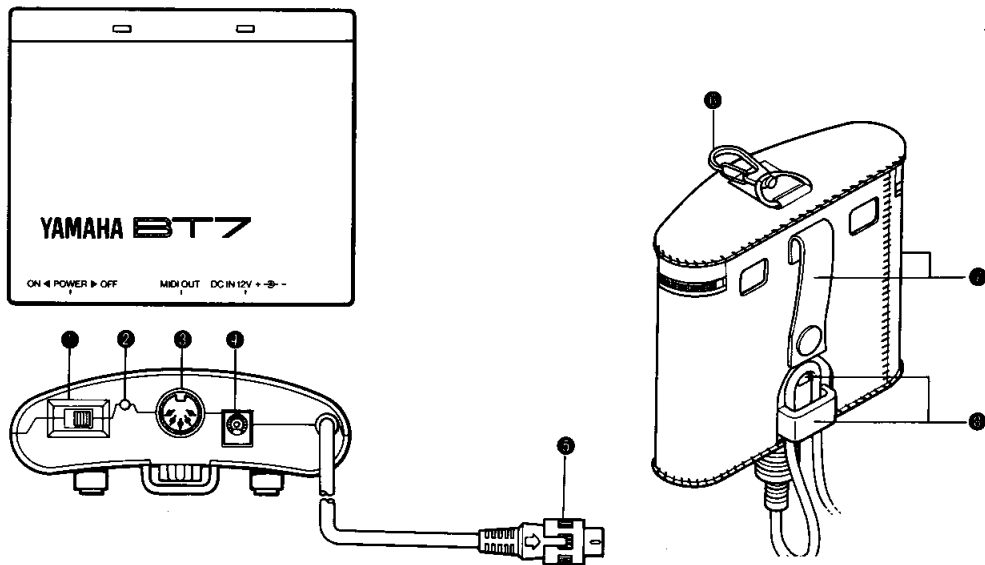
● CONTENTS

PRECAUTIONS	2
PARTS AND FUNCTIONS	3
CONNECTIONS.....	5
SPECIFICATIONS.....	6

PRECAUTIONS

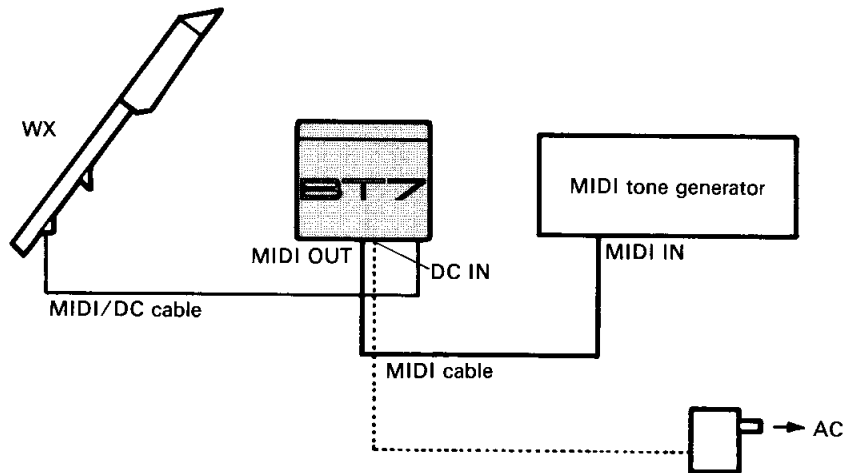
- Avoid rough treatment of the BT7 such as dropping it or subjecting it to impact. Such treatment can cause malfunctions.
- In addition to batteries, the BT7 can use a separately sold PA-1/1B or PA-3 AC adaptor.
Using the BT7 with an AC adaptor other than the PA-1/1B or PA-3 can cause malfunctions. (The PA-3B cannot be used.)
- When not using the unit for a long time, remove the batteries to avoid damage caused by leakage.
- If the power indicator LED blinks or does not come on at all, change the batteries.
- If cleaning is necessary, use a soft dry cloth. Do not use abrasive cleaners, waxes, or solvents such as benzene, thinner or alcohol. Avoid using aerosol sprays near the BT7.

PARTS AND FUNCTIONS



- 1 Power switch**
This switch turns the power on/off.
- 2 Power indicator/Low battery warning LED**
This LED will light when the power is turned on. This LED will blink when the battery runs low.
- 3 MIDI OUT Jack**
Data from the instrument (notes, etc.) is sent as MIDI data from this terminal. Connect it to a tone generator, etc.
- 4 DC Input**
A PA-1/1B or PA-3 AC adaptor (sold separately) can be connected to this terminal.
- 5 MIDI/DC cable**
Connect this cable to the terminal of the WX.
- 6 WX7 hanging hook**
The WX7/power pack ring can be attached to this hook, when not playing the WX7.
- 7 Soft case, belt loop**
For standing performance, you can thread your belt through this loop.
- 8 Cable holder**
To avoid accidentally pulling out the MIDI cable, secure it as shown in the diagram.

CONNECTIONS



* The separately sold PA-1/1B or PA-3 AC adaptor lets you utilize AC power.

SPECIFICATIONS

Terminals.....	MIDI/DC cable (DC out + MIDI IN), MIDI OUT, DC IN
Switch	Power On/Off
Indicator.....	Power indicator/Low battery warning LED
Power supply.....	AA (or R6) size battery (1.5V) × 6, or PA-1/1B or PA-3 AC adaptor (separately sold)
Dimensions.....	111 × 95 × 34 mm (4-3/8" × 3-3/4" × 1-3/8") (W × H × D)
Weight.....	300 g (10-1/2 oz)

* Specifications and external appearance subject to change without notice.

YAMAHA

VG46750

712CMIT25.1-11K0

YAMAHA CORPORATION
PO Box 1, Hamamatsu, Japan