



TransAcoustic™

# TA1 Grade

## TAG1 C / TAS1 C

- JA
- EN
- DE
- FR
- ES
- PT
- IT
- ZH-CN
- ZH-TW
- KO



**JA** ご使用前に、必ず「安全上のご注意」(4 ページ) をよくお読みください。

ここに示した注意事項は、製品を安全に正しくご使用いただき、お客様やほかの方々への危害や財産への損害を未然に防止するためのものです。必ずお守りください。お子様がご利用になる場合は、保護者の方が以下の内容をお子様にご徹底くださいますようお願いいたします。お読みになったあとは、本製品を使用される方がいつでも見られる所に必ず保管してください。

**EN** Please read Safety Precautions (page 4) carefully before use.

These precautions are to ensure the safe and proper use of the product, and to prevent harm to you and other people, as well as damage to property. Please be sure to follow them. If a child uses this product, we ask that a guardian ensure that the child thoroughly understands the following. After reading these precautions, be sure to keep them in a place where the user can access them at any time.

**DE** Bitte lesen Sie die Vorsichtsmaßnahmen (Seite 4) vor der Verwendung aufmerksam durch.

Sie dienen dazu, die sichere und ordnungsgemäße Nutzung des Produkts zu gewährleisten und Verletzungen bei Ihnen und anderen sowie Schäden am Instrument vorzubeugen. Bitte beherzigen Sie sie. Wenn Kinder dieses Produkt benutzen, sollte eine Aufsichtsperson dafür sorgen, dass sie die folgenden Anweisungen verstehen. Bewahren Sie diese Hinweise, nachdem Sie sie gelesen haben, an einem Ort auf, an dem Sie jederzeit darauf zugreifen können.

**FR** Veuillez lire attentivement les Précautions d'usage (page 4) avant toute utilisation de l'instrument.

Ces précautions visent à garantir l'utilisation correcte et sécurisée du produit, à éviter toute blessure sur votre entourage ou sur vous-même, et à empêcher tout dégât matériel. Veuillez à bien les respecter. Si un enfant utilise ce produit, un adulte responsable doit s'assurer que cet enfant comprend bien ces instructions.

Après avoir lu ces précautions, veuillez à les conserver en un lieu accessible à tout moment par l'utilisateur.

**ES** Lee atentamente las precauciones de seguridad (página 4) antes de usar el producto.

Estas precauciones son necesarias para garantizar el uso seguro y adecuado del producto y para evitar danos a personas (incluyendote a ti) y a bienes. Asegurate de seguirlas. Si el producto lo usa un niño, es necesario que un tutor del niño se asegure de que este las entienda completamente. Tras leer las precauciones, asegurate de guardarlas en un lugar en el que puedas acceder a ellas en todo momento.

**PT** Leia estas Precauções de Segurança (página 4) antes do uso.

Estas precauções são para garantir o uso seguro e adequado do produto e para prevenir danos físicos a você e a outras pessoas, bem como danos materiais. Certifique-se de segui-las. Se uma criança usar este produto, solicitamos que um responsável garanta que a criança compreenda totalmente o que segue. Após ler estas precauções, certifique-se de mantê-las em um local onde o usuário possa acessá-las a qualquer momento.

**IT** Prima dell'utilizzo, leggere attentamente le precauzioni di sicurezza (pagina 4).

Queste precauzioni garantiscono un utilizzo sicuro e corretto del prodotto e prevengono danni all'utente e a terzi, nonché danni materiali. Si prega di attenersi a tali precauzioni. Se questo prodotto viene utilizzato da un bambino, è opportuno che un adulto si assicuri che il bambino abbia compreso appieno quanto segue.

Dopo la lettura del presente documento informativo, si consiglia di conservarlo per future consultazioni.

**KO** 사용 전에 '안전 주의사항' (4 페이지) 을 꼼꼼하게 읽어 주십시오 .

본 안전 주의사항은 제품을 안전하고 올바르게 사용하여 귀하나 다른 사람에게 미치는 위해나 재산 손해를 미연에 방지하기 위한 것입니다. 반드시 따라 주십시오. 어린이가 제품을 사용하는 경우, 보호자는 어린이가 다음과 같은 주의 사항을 완전히 이해했는지 확인해 주시기 바랍니다.

본 안전 주의사항을 읽은 후에는 사용하는 사용자가 언제든지 확인할 수 있는 위치에 보관하십시오.

**ZH-CN** 使用前请仔细阅读安全注意事项（第4页）。

这些注意事项旨在确保安全、正确地使用本产品，并防止对您和他人造成伤害以及财产损失。请务必遵循这些注意事项。如果儿童使用本产品，我们要求监护人确保儿童完全理解以下内容。


**ZH-TW** 使用前，請詳閱下列安全注意事項（第4頁）。

下列注意事項旨在確保您安全且正確使用本產品，並防止自己和其他人受傷，以及避免資產損壞。請務必遵守。兒童使用本產品時，監護人應確保兒童清楚瞭解下列事項。

閱讀下列注意事項後，務必將此文件放在使用者可隨時取得的位置。



The serial number is located on the base of the neck at the position shown in the illustration below. We recommend that you write down the model name and serial number in the fields below and keep them in a safe place so that you can identify your product even if it is lost.



**Model name:**

---

**Serial number:**

---

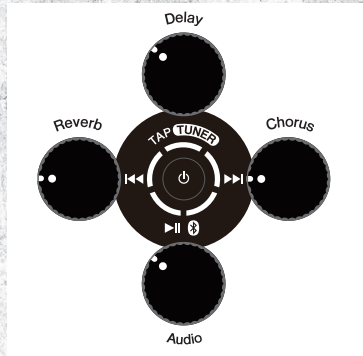
# Quick Guide

Thank you for purchasing a Yamaha TransAcoustic guitar TAG1 C, TAS1 C.

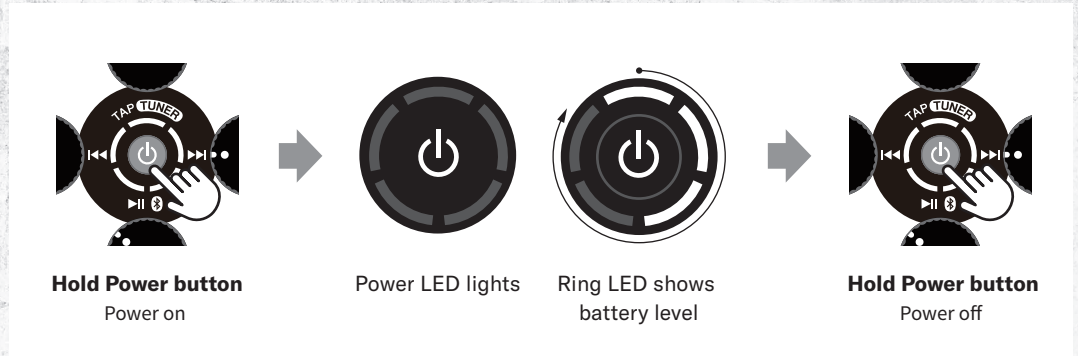
A TransAcoustic Guitar is a new type of acoustic guitar that allows you to enjoy acoustic guitar sound with additional effect sounds resonance from the body as you play.

With this product, you can also enjoy playing Bluetooth audio.


## Controller



## Power



## Tuner




Be sure to read this manual before using this product. Keep it in a safe place after reading it. For more details refer to the Reference Manual.

### Reference Manual

<https://manual.yamaha.com/mi/gtga/ta1/index.html>



## Bluetooth pairing



**Hold Audio button**  
Pairing mode



Ring LED lights



**Select model name**  
on device



Power LED lights in blue  
Pairing completed



**Select music on**  
the smart device

Play music from  
the guitar

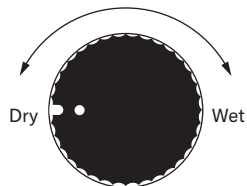
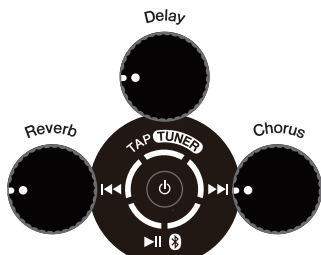


Turn the Audio button  
to adjust volume



**Hold Audio button**  
Disconnect pairing

## Effects



Full left to effect sound off / Dry  
Turn right to effect sound increase / Wet

**TAG Remote app lets you control detailed parameters for each effect**



iPhone/iPad

Android



## PRECAUTIONS



### Please read these Safety Precautions carefully before use.

These precautions are to ensure the safe and proper use of the product, and to prevent harm to you and other people, as well as damage to property. Please be sure to follow them. If a child uses this product, we ask that a guardian ensure that the child thoroughly understands the following.

After reading these precautions, be sure to keep them in a place where the user can access them at any time.

### Warnings, Cautions and Notice

Issues that may occur if handled incorrectly are classified according to the degree of harm or damage and the degree of urgency.

 <b>WARNING</b>	Indicates the possibility of death or serious injury.
 <b>CAUTION</b>	Indicates the possibility of injury.
<b>NOTICE</b>	Indicates that failure, damage, malfunction, or data loss may occur.

### **WARNING**

#### Power supply/power adapter

- **Do not bring the power cable near heat sources such as heaters, bend it forcibly, or damage it. Do not place heavy objects on the power cable.**

Damage to the power cable may result in electric shock or fire.

- **Do not touch this product or the power plug during electrical storms.**

Failure to do so may result in electric shock.

- **Use only the correct voltage specified for the product.**

The required voltage is printed on the name plate of the product.

- **Always use the supplied power adapter / power cable. Do not use the supplied power adapter / power cable on other devices.**

Doing so may cause fire, burn, or malfunction.

- **Periodically check the power plug and wipe off any dust.**

A short circuit may result in fire or electric shock.

- **Insert the power plug firmly all the way into the AC outlet.**

Using the product when it is not plugged in sufficiently can cause dust to accumulate on the plug, possibly resulting in fire or skin burns.

- **Connect the power plug to an outlet that is visible and within reach.**

This is so it can be easily unplugged in case of emergency. Even when the power is turned off, the power supply is not completely cut off unless the power plug is unplugged from the outlet.

- **Do not plug into a piggybacked outlet.**

Doing so may result in sound quality deterioration or cause the outlet to overheat, resulting in a fire.

- **When unplugging the power plug, be sure to hold the power plug and pull it out without holding the power cable.**

Damage to the power cable may result in electric shock or fire.

- **When not using the product for a long**

### **time, be sure to unplug the power plug from the outlet.**

Leaving it plugged in may result in fire or malfunction.

### Do not disassemble

- **Do not disassemble or modify this product.**

Doing so may cause electric shock, fire, injury, or malfunction. There are no user-serviceable or replaceable parts inside this product. Be sure to request inspection and repair from the store where you purchased it, or from your Yamaha dealer.

### Water caution

- **Do not use the product in humid locations such as a bathroom or outdoors in rainy weather, or in places where it may be splashed with water. Also, do not place vases, chemicals, or other items containing liquids on the product.**

If water or another liquid gets inside, it may cause fire, electric shock, or malfunction.

- **Do not connect or disconnect the power plug with wet hands.**

There is a risk of electric shock.

### Fire caution

- **Do not use fire near this product.**

Doing so may cause a fire.

### Wireless equipment

- **Do not use in areas where the use of radio waves is restricted, such as near medical equipment. Also, do not use within 15 cm from the location where a cardiac pacemaker or defibrillator is installed.**

Radio waves and magnetism generated by this product may affect operation of the equipment.

### (Lithium ion) battery

- **When charging, follow this manual. Use only the specified charger device and within the specified charging temperature range.**

Charging with an unspecified charger or at a temperature outside the range may cause leakage, overheating, explosion, or malfunction.

- **Never charge the battery when the**

### **product is wet.**

Doing so may cause electric shock, or fire or malfunction due to shorting of the electronic circuits.

- **Do not disassemble the battery by crushing it with strong pressure or cutting.**

May cause leakage, overheating, explosion, or malfunction. Touching the contents of the battery or getting it in your eyes may cause blindness or chemical burns.

- **Do not put or dispose of the battery into a fire or hot furnace.**

Rupture may cause fire or injury.

- **Do not expose the battery to extreme high temperatures such as sunlight or fire.**

Rupture may cause fire or injury.

- **Do not place this product in a place where the air pressure is extremely low.**

The built-in battery may be damaged, resulting in fire or injury.

- **Do not expose this product to excessive dust or humidity.**

Rupture may cause fire or injury.

### If you notice anything unusual

- **If any of the following abnormalities occur, turn off the power and unplug the power plug from the outlet. If there is a wired connection to an external device, unplug that cable as well.**

• If the power adapter/plug is damaged

• If the dedicated power cable is damaged

• If the product emits an unusual odor or smoke

• If water or foreign matter gets inside the product

• If it stops making sound during use

• If the product is cracked or damaged

Continued use may result in electric shock, fire, or malfunction. Immediately request inspection or repair from the store where you purchased the product, or from your Yamaha dealer.



## CAUTION

### Installation

- **Do not place it in an unstable location, or a location with a lot of vibration.**

Doing so may cause the product to tip over, resulting in malfunction or injury.

- **Be sure to disconnect all cables before moving the product.**

Leaving a cable connected may damage the cable or cause you or other people to fall.

### Connection

- **Turn off all power before connecting to other devices. Also, always turn the volume of all devices all the way down before turning the power on or off.**

Failure to do so can cause hearing loss, electric shock, or damage to equipment.

- **Turn the volume of your equipment all the way down before you start playing, and gradually increase the volume as you play until you reach the appropriate volume.**

Failure to do so can cause hearing loss or damage to equipment.

### Handling

- **Do not insert your hand into the main unit through the sound hole.**

Doing so may damage the internal parts or cause injury to your hand.

- **If playing with a strap, make sure the strap is securely attached to the guitar. Do not handle the instrument roughly, such as swinging it around.**

Doing so may cause an unexpected accident, such as the instrument falling off the strap or injury to others.

- **When changing or adjusting strings, keep the instrument away from your face.**

There is the risk of a string breaking unexpectedly, which could hurt your eyes.

- **When changing strings, loosen the**

#### pegs before cutting the strings.

A sudden loss of string tension can damage the neck. Also, the bouncing of a string can cause unexpected injuries.

- **After replacing the strings, cut the unnecessary parts of the strings shorter.**

The ends of the strings are sharp and may cause injury.

- **Do not put your weight on the main unit or place heavy objects on it. Do not apply excessive force to the buttons, switches, input/output terminals, etc.**

Doing so may damage the product or cause injury to you or others.

- **Do not use the product at high volume for a long period of time.**

Doing so may cause hearing impairment. Be especially careful when using headphones connected to an amplifier. In the unlikely event that you experience hearing loss or hearing discomfort, please consult a specialist.

- **When cleaning this product, be sure to unplug the power plug from the outlet first.**

Failure to do so may result in electric shock.

## NOTICE

Do the following to prevent product failure, damage, and malfunction.

### ■ The charging function of this product

- This product uses a lithium ion battery.



- **The built-in lithium-ion battery in this product is consumable. To make it last longer, please note the following.**

- It may take a long time to charge the battery if it has not been used for a long time.
- When storing for a long period of time, charge the battery about once every six months to prevent over-discharge.
- Rechargeable batteries have a limited service life. Their capacity decreases gradually

depending on the storage method, environment, number of uses, and the passage of time.

- If the battery duration becomes extremely short, it is the end of the battery's service life.
- You cannot remove the battery by yourself.
- This battery is a valuable recyclable resource. If you wish to dispose of this product, please contact your Yamaha dealer.

### ■ Handling this product

- **Do not use the product near other electrical appliances such as TVs, radios, stereos, and cell phones.**

Noise may occur in the instrument itself or in the TV, radio, etc.

- **When used with a smart device app, such as on a smartphone, it is recommended that you turn on Airplane mode to avoid noise from communication.**

Turning on Airplane mode may turn off Bluetooth® settings. Please make sure that the setting is turned on.

- **Always turn off the power after use.**
- **Even when switched off with [⏻] (power button) (power LED is off/charge LED is off), a small amount of current is flowing. The power consumption when switched off with [⏻] (power button) is designed to be minimal.**

When not using this product for a long time, be sure to unplug the power plug from the outlet.

- **Do not use the product in places exposed to direct sunlight (such as inside a car during the day), near a heater, or other places where the temperature is extremely high, or alternately, where the temperature is extremely low, or where there is a lot of dust or vibration.**

Doing so may cause deformation of the main unit, failure of internal parts, or unstable operation.

- **Extreme changes in ambient temperature and humidity may cause water droplets (condensation) to form inside or on the surface of the product.**

Water droplets may cause electrical components to malfunction or deform wood parts.

Do not use or store the product in places with extreme temperature changes.

Wipe off any water droplets on the surface with a

soft cloth.

- **Do not place vinyl, plastic or rubber objects on the product, since this might discolor the product.**
- **No warranty is offered in case of failure due to improper use or modification.**

### ■ Cleaning this product

- **To clean this product, use a soft, dry cloth or a soft cloth moistened with water and then wrung firmly.**

Do not use benzine, thinner, alcohol, detergents, chemical wipes, etc., as they may cause discoloration/alteration.

### ■ Data storage

- **Some data on this instrument is automatically saved and will not be lost when the power is turned off.**

However, the saved data may be lost due to malfunction or incorrect operation.

- **Please note that we cannot provide compensation for any damage or loss of data.**

The copyright of the contents installed in this product belongs to Yamaha Corporation or its copyright holder. Reproduction or diversion without the permission of the rights holder is prohibited, except when permitted by copyright law, such as reproduction for private use. Please consider consulting with a copyright expert when using these contents. If you do create or perform music using the above contents through the original use of the product, record it and distribute it, regardless of whether the distribution method is for a fee or not, you do not need permission from Yamaha Corporation.

\* "Contents" includes computer programs, sound data, accompaniment style data, MIDI data, WAVE data, voice recording data, sheet music, score data, etc.

\* "Reproduction or diversion" includes extracting the contents themselves contained in or packaged with this product, or recording and distributing them in a similar form.

## Note

### ■ About the contents of this manual

- All illustrations in this User's Manual are for explanatory purposes only.
- Unless indicated otherwise, the illustrations as shown in this manual are based on the TAG1 C.

### ■ Trademarks, etc.

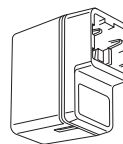


- The Bluetooth® word mark and logos are registered trademarks owned by Bluetooth SIG, Inc. and any use of such marks by Yamaha Corporation is under license.
- Apple, iPhone and iPad are trademarks of Apple Inc. registered in the USA and other countries.
- Android is a trademark of Google LLC.

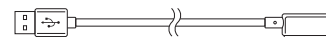
Please note that we cannot provide compensation for damage caused by improper use or modification.

## Included accessories (please confirm)

### ■ USB power adapter ×1



### ■ Dedicated power cable ×1

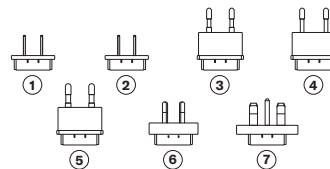


### ■ Allen key for neck adjustment ×1



### ■ Attachment plugs (7 types)

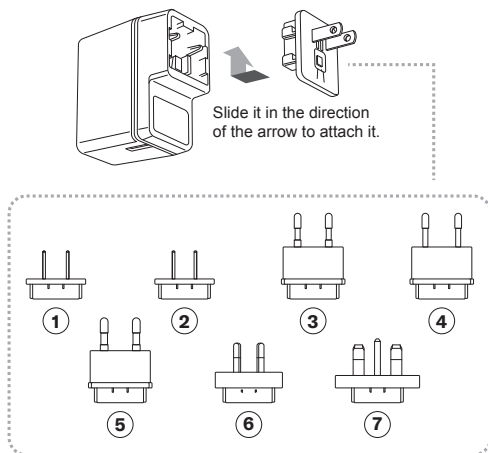
Select the appropriate plug according to the shape of the power outlet in the area of use.



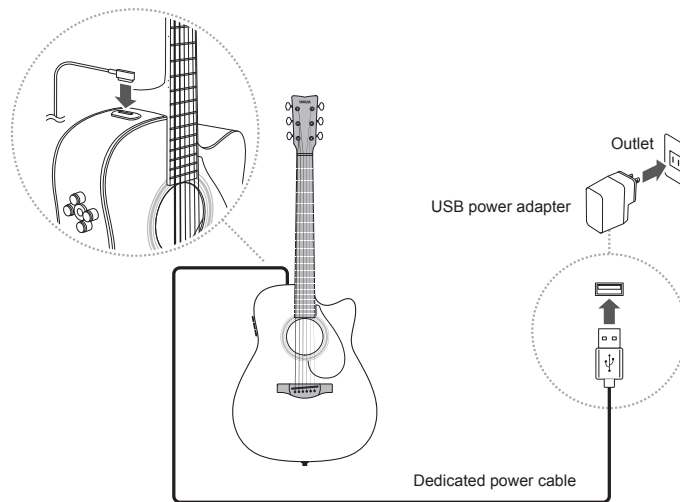
### ■ User's Manual (this document)

## Connecting the power supply (charging the main unit)

1. Attach the attachment plug to the USB power adapter.



2. Connect the dedicated power cable to the main unit, and connect the USB power adapter to an outlet.



# Specifications

Product name	Electric Acoustic Guitar
System	SYSTEM 78
Pickup	Bar sensor (piezo type)
Control	Reverb effect
	Chorus effect
	Delay effect
	Bluetooth
Display	Power LED/Ring LED
Output jack	End pin/line out power switch (dual use)
Output impedance	165 Ω
Power supply	Powered by USB power adapter or built-in rechargeable battery
USB power adapter	UNXBU3012-050020SA
	Input: 100 VAC to 240 VAC
	Output: 5.1 VDC/2A (USB-A)
Built-in rechargeable battery	Lithium ion battery
	Charging time (full charge): Approximately 4 hours and 30 minutes
	Charging temperature: +5°C to +40°C
	Operating temperature range: +5°C to +40°C
	Continuous operation time: Up to approximately 5 hours and 30 minutes *Varies based on usage conditions
Power consumption	9.5 W
Auto Power Off	20 minutes
Standby Power Consumption	0.3 W
Accessories	USB power adapter × 1
	Attachment plugs × 7
	Dedicated power cable × 1
	Allen key for neck adjustment
	Dedicated case
	User's Manual (this document)
	Brochure
Bluetooth	Radio frequency: 2.401 GHz to 2.481 GHz
	Maximum output power (EIRP): +2 dBm
	Version:5.2
	Supported codec: SBC
	Supported profile: A2DP
	Maximum communication distance: 10 m
	Wireless output: Bluetooth Class 2

\* This document describes the latest specifications at the time of publication. The latest version can be downloaded from the Yamaha website.

This transmitter must not be co-located or operated in conjunction with any other antenna or transmitter.

(554-M01 FCC transmitter 01)

This equipment complies with FCC radiation exposure limits set forth for an uncontrolled environment and meets the FCC radio frequency (RF) Exposure Guidelines. This equipment has very low levels of RF energy that is deemed to comply without testing of specific absorption rate (SAR).

(554-M04 FCC portable 01)

This device contains a lithium-ion battery.

After usage, you may recycle the battery, but you never attempt to remove it by yourself. Have the device inspected by qualified Yamaha service personnel. If there is no Yamaha personnel in your area, dispose of it properly according to relevant environmental laws and disposal rules in your area.

(582-M02)

CAN ICES-3 (B)/NMB-3(B)

(530-M02 ICES class B 01)

This equipment complies with ISED radiation exposure limits set forth for an uncontrolled environment and meets RSS-102 of the ISED radio frequency (RF) Exposure rules as this equipment has very low levels of RF energy.

(0555-M05\_ised\_portable\_01)

This device contains licence-exempt transmitter(s)/receiver(s) that comply with Innovation, Science and Economic Development Canada's licence-exempt RSS(s). Operation is subject to the following two conditions:

1. This device may not cause interference.
2. This device must accept any interference, including interference that may cause undesired operation of the device.

(555-M13 ISED RSS 01)

For Singapore

Users are only allowed to use EN 50075 detachable and interchangeable 2-pin plugs or BS 1363-3 or SS 145-3 detachable and interchangeable 3-pin plugs that are approved and suitable to use in Singapore.

(604-M02 SG adaptor 01)

# MEMO

## For European Union and United Kingdom

EN

### SIMPLIFIED EU DECLARATION OF CONFORMITY / SIMPLIFIED UK DECLARATION OF CONFORMITY

Hereby, Yamaha Corporation declares that the radio equipment type [TAG1 C, TAS1 C] is in compliance with Directive 2014/53/EU and the radio equipment regulations of UK. The full texts of the EU declaration of conformity and the UK declaration of conformity are available at the following internet address:

<https://europe.yamaha.com/en/support/compliance/doc.html>

FR

### DECLARATION UE DE CONFORMITE SIMPLIFIEE

Le soussigné, Yamaha Corporation, déclare que l'équipement radioélectrique du type [TAG1 C, TAS1 C] est conforme à la directive 2014/53/UE. Le texte complet de la déclaration UE de conformité est disponible à l'adresse internet suivante:

<https://europe.yamaha.com/en/support/compliance/doc.html>

DE

### VEREINFACHTE EU-KONFORMITÄTSEKTLÄRUNG

Hiermit erklärt Yamaha Corporation, dass der Funkanlagentyp [TAG1 C, TAS1 C] der Richtlinie 2014/53/EU entspricht. Der vollständige Text der EU-Konformitätserklärung ist unter der folgenden Internetadresse verfügbar:

<https://europe.yamaha.com/en/support/compliance/doc.html>

SV

### FÖRENKLAD EU-FÖRSÄKRAN OM ÖVERENSSTÄMMELSE

Härmed försäkrar Yamaha Corporation att denna typ av radioutrustning [TAG1 C, TAS1 C] överensstämmer med direktiv 2014/53/EU. Den fullständiga texten till EU-försäkran om överensstämmelse finns på följande webbadress:

<https://europe.yamaha.com/en/support/compliance/doc.html>

IT

### DICHIARAZIONE DI CONFORMITÀ UE SEMPLIFICATA

Il fabbricante, Yamaha Corporation, dichiara che il tipo di apparecchiatura radio [TAG1 C, TAS1 C] è conforme alla direttiva 2014/53/UE. Il testo completo della dichiarazione di conformità UE è disponibile al seguente indirizzo Internet:

<https://europe.yamaha.com/en/support/compliance/doc.html>

ES

### DECLARACIÓN UE DE CONFORMIDAD SIMPLIFICADA

Por la presente, Yamaha Corporation declara que el tipo de equipo radioeléctrico [TAG1 C, TAS1 C] es conforme con la Directiva 2014/53/UE. El texto completo de la declaración UE de conformidad está disponible en la dirección Internet siguiente:

<https://europe.yamaha.com/en/support/compliance/doc.html>

PT

### DECLARAÇÃO UE DE CONFORMIDADE SIMPLIFICADA

O(a) abaixo assinado(a) Yamaha Corporation declara que o presente tipo de equipamento de rádio [TAG1 C, TAS1 C] está em conformidade com a Diretiva 2014/53/UE. O texto integral da declaração de conformidade está disponível no seguinte endereço de Internet:

<https://europe.yamaha.com/en/support/compliance/doc.html>

NL

### VEREENVOUDIGDE EU-CONFORMITEITSVERKLARING

Hierbij verklaar ik, Yamaha Corporation, dat het type radioapparatuur [TAG1 C, TAS1 C] conform is met Richtlijn 2014/53/EU. De volledige tekst van de EU-conformiteitsverklaring kan worden geraadpleegd op het volgende internetadres:

<https://europe.yamaha.com/en/support/compliance/doc.html>

BG

### ОПРОСТЕНА ЕС ДЕКЛАРАЦИЯ ЗА СЪОТВЕТСТВИЕ

С настоящото Yamaha Corporation декларира, че този тип радиосъоръжение [TAG1 C, TAS1 C] е в съответствие с Директива 2014/53/ЕС. Цялостният текст на ЕС декларацията за съответствие може да се намери на следния интернет адрес:

<https://europe.yamaha.com/en/support/compliance/doc.html>

CS

### ZJEDNODUŠENÉ EU PROHLÁŠENÍ O SHODĚ

Tímto Yamaha Corporation prohlašuje, že typ rádiového zařízení [TAG1 C, TAS1 C] je v souladu se směrnicí 2014/53/EU. Úplné znění EU prohlášení o shodě je k dispozici na této internetové adrese:

<https://europe.yamaha.com/en/support/compliance/doc.html>

DA

### FORENKLET EU-OVERENSSTEMMELSESESKLÆRING

Hermed erklærer Yamaha Corporation, at radioudstyrstypen [TAG1 C, TAS1 C] er i overensstemmelse med direktiv 2014/53/EU. EU-overensstemmelseserklæringens fulde tekst kan findes på følgende internetadresse:

<https://europe.yamaha.com/en/support/compliance/doc.html>

## ET LIHTSUSTATUD ELI VASTAVUSDEKLARATSIOON

Käesolevaga deklareerib Yamaha Corporation, et käesolev raadioseadme tüüp [TAG1 C, TAS1 C] vastab direktiivi 2014/53/EL nõuetele. ELi vastavusdeklaratsiooni täielik tekst on kättesaadav järgmisel internetiaadressil:

<https://europe.yamaha.com/en/support/compliance/doc.html>

## EL ΑΠΛΟΥΣΤΕΥΜΕΝΗ ΔΗΛΩΣΗ ΣΥΜΜΟΡΦΩΣΗΣ ΕΕ

Με την παρούσα ο/η Yamaha Corporation, δηλώνει ότι ο ραδιοεξοπλισμός [TAG1 C, TAS1 C] πληροί την οδηγία 2014/53/ΕΕ. Το πλήρες κείμενο της δήλωσης συμμόρφωσης ΕΕ διατίθεται στην ακόλουθη ιστοσελίδα στο διαδίκτυο:

<https://europe.yamaha.com/en/support/compliance/doc.html>

## HR POJEDNOSTAVLJENA EU IZJAVA O SUKLADNOSTI

Yamaha Corporation ovime izjavljuje da je radijska oprema tipa [TAG1 C, TAS1 C] u skladu s Direktivom 2014/53/EU. Cjeloviti tekst EU izjave o sukladnosti dostupan je na sljedećoj internetskoj adresi:

<https://europe.yamaha.com/en/support/compliance/doc.html>

## LV VIENKĀRŠOTA ES ATBILSTĪBAS DEKLARĀCIJA

Ar šo Yamaha Corporation deklarē, ka radioiekārtā [TAG1 C, TAS1 C] atbilst Direktīvai 2014/53/ES. Pilns ES atbilstības deklarācijas teksts ir pieejams šādā interneta vietnē:

<https://europe.yamaha.com/en/support/compliance/doc.html>

## LT SUPAPRASTINTA ES ATITIKTIES DEKLARACIJA

Aš, Yamaha Corporation, patvirtinu, kad radijo įrenginių tipas [TAG1 C, TAS1 C] atitinka Direktyvą 2014/53/ES. Visas ES atitikties deklaracijos tekstas prieinamas šiuo interneto adresu:

<https://europe.yamaha.com/en/support/compliance/doc.html>

## HU EGYSZERŰSÍTETT EU-MEGFELELŐSÉGI NYILATKOZAT

Yamaha Corporation igazolja, hogy a [TAG1 C, TAS1 C] típusú rádióberendezés megfelel a 2014/53/EU irányelvnek. Az EU-megfelelőségi nyilatkozat teljes szövege elérhető a következő internetes címen:

<https://europe.yamaha.com/en/support/compliance/doc.html>

## PL UPROSZCZONA DEKLARACJA ZGODNOŚCI UE

Yamaha Corporation niniejszym oświadcza, że typ urządzenia radiowego [TAG1 C, TAS1 C] jest zgodny z dyrektywą 2014/53/UE. Pełny tekst deklaracji zgodności UE jest dostępny pod następującym adresem internetowym:

<https://europe.yamaha.com/en/support/compliance/doc.html>

## RO DECLARAȚIA UE DE CONFORMITATE SIMPLIFICATĂ

Prin prezenta, Yamaha Corporation declară că tipul de echipamente radio [TAG1 C, TAS1 C] este în conformitate cu Directiva 2014/53/UE. Textul integral al declarației UE de conformitate este disponibil la următoarea adresă internet:

<https://europe.yamaha.com/en/support/compliance/doc.html>

## SK ZJEDNODUŠENÉ EÚ VYHLÁSENIE O ZHODE

Yamaha Corporation týmto vyhlasuje, že rádiové zariadenie typu [TAG1 C, TAS1 C] je v súlade so smernicou 2014/53/EÚ. Úplné EÚ vyhlásenie o zhode je k dispozícii na tejto internetovej adrese:

<https://europe.yamaha.com/en/support/compliance/doc.html>

## SL POENOSTAVLJENA IZJAVA EU O SKLADNOSTI

Yamaha Corporation potrjuje, da je tip radijske opreme [TAG1 C, TAS1 C] skladen z Direktivo 2014/53/EU. Celotno besedilo izjave EU o skladnosti je na voljo na naslednjem spletnem naslovu:

<https://europe.yamaha.com/en/support/compliance/doc.html>

## FI YKSINKERTAISTETTU EU-VAATIMUSTENMUKAISUUSVAKUUTUS

Yamaha Corporation vakuuttaa, että radiolaitetyypit [TAG1 C, TAS1 C] on direktiivin 2014/53/EU mukainen. EU-vaatimustenmukaisuusvakuutuksen täysimittainen teksti on saatavilla seuraavassa internetosoitteessa:

<https://europe.yamaha.com/en/support/compliance/doc.html>

## TR BASİTLEŞTİRİLMİŞ AVRUPA BİRLİĞİ UYGUNLUK BİLDİRİMİ

İşbu belge ile, Yamaha Corporation, radyo cihaz tipinin [TAG1 C, TAS1 C] , Direktif 2014/53/ AB'ye uygunluğunu beyan eder. AB uyumu beyanının tam metni aşağıdaki internet adresinden edinilebilir:

<https://europe.yamaha.com/en/support/compliance/doc.html>

Yamaha Global Site

<https://www.yamaha.com/>

Yamaha Downloads

<https://download.yamaha.com/>

ヤマハ株式会社

〒430-8650 静岡県浜松市中央区中沢町10-1

YAMAHA CORPORATION

10-1 Nakazawa-cho, Chuo-ku, Hamamatsu, 430-8650 Japan

© 2025 Yamaha Corporation

Published 12/2025

2025年12月发行 MWHY-A0



VJC8720

