



스테이지 피아노

CP88

CP73

보충 설명서

목차

CP 버전 2.00의 새로운 기능	3
추가 Tempo Delay 유형	4
Damper Resonance 이펙트 조절을 위한 추가 기능	4
추가 Output Gain 파라미터	5
추가 Section SW Mode 파라미터	5
USB [TO DEVICE] 단자에 대한 추가 MIDI 기능	6
라이브 세트 페이지 확장	7
Auto Power Off 기능의 시간 길이 변경	8
새로 추가된 Voice	9
새로 추가된 Live Set Sound	11
Data List 업데이트	14
CP 버전 1.60의 새로운 기능	27
새로 추가된 SETTINGS 파라미터: “Mono/Poly” 및 “Portamento”	28
새로 추가된 SETTINGS 파라미터: “Pan”	29

CP 버전 1.50의 새로운 기능	30
새로 추가된 SETTINGS 파라미터: “Touch Sensitivity”	31
새로 추가된 Voice	33
새로 추가된 Live Set Sound.	34
CP 버전 1.40의 새로운 기능	37
향상된 작동성	38
새로 추가된 Voice	39
새로 추가된 Live Set Sound.	40
CP 버전 1.30의 새로운 기능	43
Live Set Sound에 Master EQ 설정 저장	44
향상된 작동성	45
새로 추가된 Voice	46
새로 추가된 Live Set Sound.	47
CP 버전 1.20의 새로운 기능	50
새로 추가된 Controller 파라미터	51
LIVE SET [1] – [6] 버튼을 사용하여 메뉴 선택	53
[EXIT] + [SETTINGS] 버튼을 사용하여 현재 Live Set Sound 초기화.	54
새로 추가된 Voice	55
새로 추가된 Live Set Sound.	56
CP 버전 1.10의 새로운 기능	58
전체 데이터 파일에서 특정 Live Set Sound 불러오기.	59
MIDI Control Delay	60
새로 추가된 Voice	61
새로 추가된 Live Set Sound.	62

CP 버전 2.00의 새로운 기능

Yamaha는 CP 펌웨어를 업그레이드하여 다음과 같은 새로운 기능들을 추가했습니다.
본 설명서는 악기와 함께 제공되는 사용설명서에 추가되거나 변경된 사항을 설명합니다.

- DELAY 효과에 Tempo Delay 유형이 추가되었습니다.
- SETTINGS에 “Damper Resonance” 파라미터가 추가되었습니다.
- 메뉴에 "Output Gain" 파라미터가 추가되었습니다.
- 메뉴에 "Section SW Mode" 파라미터가 추가되었습니다.
- USB [TO DEVICE] 단자가 이제 MIDI 장치를 수용합니다.
- 라이브 세트 페이지가 확장되었습니다.
- Auto Power Off 기능의 시간 길이가 변경되었습니다.
- 새로운 Voice가 추가되었습니다.
- 새로운 Live Set Sound가 추가되었습니다.
- Data List이 업데이트되었습니다.

추가 Tempo Delay 유형

Delay 효과에 Tempo Delay이 추가되었습니다.

[Analog/Digital] 스위치 버튼을 사용하여 Tempo Delay를 변경할 수 있습니다.

Tempo Delay가 활성화된 경우, [Analog/Digital] 스위치 버튼과 [TIME] 노브의 램프가 깜박입니다.

이펙트	설명
Analog	일반적인 따뜻한 음향의 아날로그 딜레이입니다. [DEPTH] 노브를 사용하여 이펙트 깊이를 조정하고, [FEEDBACK] 노브를 사용하여 반복 횟수를 조정하고, [TIME] 노브를 사용하여 딜레이 시간을 조정합니다. 최대 지연 시간은 800ms입니다.
Digital	깨끗한 디지털 딜레이입니다. [DEPTH] 노브를 사용하여 효과 깊이를 조정하고, [FEEDBACK] 노브를 사용하여 반복 횟수를 조정하고, [TIME] 노브를 사용하여 지연 시간을 조정합니다. 최대 지연 시간은 1,486ms입니다.
Tempo	<p>노래의 템포에 맞춰 적용할 수 있는 딜레이입니다. 템포와 음표 길이('Tempo Delay Time')를 지정하면 해당 길이로 지연이 적용됩니다. Tempo Delay Time의 기본 설정은 1/4(4분음표)입니다. [DEPTH] 노브를 돌려 깊이를 조절하고, [FEEDBACK] 노브를 돌려 피드백 레벨을 조절하고, [TIME] 노브를 돌려 템포를 조절합니다. [Analog/Digital] 버튼을 누른 상태에서 [EXIT] 스위치 버튼을 여러 번 탭하여 템포를 설정할 수도 있습니다.</p> <p>주</p> <p>[EXIT] 버튼 + [TIME] 노브 조작이나 [SETTINGS] → "Sound" → "Tempo Delay Time"으로 음표 길이를 설정할 수 있습니다.</p>

Damper Resonance 이펙트 조정을 위한 추가 기능

[SETTINGS] → "Sound" → "Piano" → "Damper Resonance"

댐퍼 레조넌스 이펙트는 피아노의 댐퍼 페달을 밟았을 때 오픈 스트링이 만들어내는 풍부한 음향을 재현합니다. 이제 "Dry"와 "Wet" 밸런스(Dry/Wet Balance), 오픈 스트링 수준(Damper Control)을 조정할 수 있습니다.

기본:

- Dry/Wet Balance: D39>W
- Damper Control: 0

추가 Output Gain 파라미터

이제 Output Gain 파라미터(-24dB - 0dB - +24dB)를 Menu에서 조정할 수 있습니다.

기존과 신규 트리 다이어그램 간 비교

·V1.60

Menu

- └ General
 - | └ Master Tune
 - | └ MIDI Settings
 - | └ Keyboard/Pedal
 - | └ Local Control
 - | └ USB Audio Volume
 - | └ Auto Power Off
- └ Control Panel
- └ Job
- └ File
- └ Version Info

·V2.00

Menu

- └ General
 - | └ Master Tune
 - | └ MIDI Settings
 - | └ Keyboard/Pedal
 - | └ Local Control
 - | └ I/O Volume
 - | └ USB Audio
 - | └ Output Gain
 - | └ Auto Power Off
- └ Control Panel
- └ Job
- └ File
- └ Version Info

추가 Section SW Mode 파라미터

[MENU] → "Control Panel" → "Advanced Settings" → "Section SW Mode"

Voice 섹션 [ON/OFF] 스위치에 새로운 모드가 추가되었습니다.

다음 두 가지 유형이 제공됩니다.

기능 이름	설명
Section SW Mode	Realtime Voice 섹션 [ON/OFF] 스위치가 OFF인 경우, 각 Voice 섹션의 음향이 즉시 중지됩니다.
	Next-Key Voice 섹션 [ON/OFF] 스위치가 OFF인 경우, 누른 키의 음은 키를 놓을 때까지 계속 재생됩니다. 각 Voice 섹션의 음향이 다음 음부터 중지됩니다.
기본값: Realtime	

USB [TO DEVICE] 단자에 대한 추가 MIDI 기능

이제 USB [TO DEVICE] 단자를 사용하여 MIDI 입력을 위한 MIDI 장치를 연결할 수 있습니다.

USB MIDI 키보드를 USB [TO DEVICE] 단자에 연결하면, 연결된 키보드의 사양이 허락하는 한, CP에 내장된 키보드와 동일한 방식으로 사용할 수 있습니다.

주의사항

- USB [TO DEVICE] 단자의 정격은 각 단자당 최대 5V/500mA입니다. 이보다 높은 정격의 USB 장치를 연결하지 마십시오. 기기 자체가 손상될 수 있습니다.
- 3m 이하의 AB형 USB 케이블을 사용하세요.

호환 MIDI 장치

- USB 클래스 호환 MIDI 장치

USB MIDI 키보드

- 호환되는 Yamaha MIDI 장치

CP1, CP4 STAGE, CP40 STAGE, CP88, CP73, MODX, MODX+, MONTAGE, MOTIF XF, MOXF, MX, reface, YC, MONTAGE M, CK

MIDI 통신에 관한 특별 참고 사항

USB [TO DEVICE] 단자를 통해 연결된 장치와의 MIDI 통신은 장치가 내장 키보드처럼 작동할 수 있도록 하는 특수 규칙을 따릅니다.

- MIDI 통신은 단방향(외부 MIDI 장치에서 보내고 CP에서 수신)입니다.
- 모든 MIDI 데이터는 MIDI 포트 및 MIDI 채널 설정에 관계없이 수신됩니다.

라이브 세트 페이지 확장

라이브 세트 페이지가 20페이지에서 40페이지로 확장되었습니다.

Top 화면이 표시된 경우, [EXIT] 버튼을 누른 상태에서 PAGE [-] 또는 PAGE [+] 버튼을 눌러 10개 Live Set Page를 하나씩 변경할 수 있습니다.

주

라이브 세트 페이지가 버전 2.0으로 생성되었더라도 이전 펌웨어 버전이 설치된 악기에는 최대 20개의 라이브 세트 페이지만 로드할 수 있습니다.

Auto Power Off 기능의 시간 길이 변경

악기를 자동으로 끄는 Auto Power Off 기능의 시간 길이가 30분에서 15분으로 변경되었습니다.

또한 이제 Auto Power Off 설정 화면을 열면 “Energy consumption might increase depending on the setting” 메시지가 나타납니다.

[MENU] 버튼 → “General” → “Auto Power Off” → “Enable”

새로 추가된 Voice

이번 CP 업데이트로 2개 Voice가 새로 추가됩니다().

Voice List

Section	Category	No.	Voice	CC No.	CC #
PIANO	Grand Piano	1	CFX	1	12
		2	Imperial	2	12
		3	S700	3	12
		4	Digi Piano	4	12
		5	C7	58	12
		6	CF3	92	12
		7	Nashville C3	95	12
		8	Live CF3	96	12
		9	Hamburg Grand	107	12
		10	CFX2	1	44
		11	Imperial+	2	44
	Upright Piano	1	U1	5	12
		2	SU7	6	12
		3	Felt Piano	108	12
E.PIANO	CP	1	CP80 1	7	12
		2	CP80 2	8	12
	Layered Piano	1	Piano Strings	9	12
		2	Piano Synth	10	12
	Rd	1	78Rd	11	12
		2	75Rd Funky	12	12
		3	73Rd	13	12
		4	67Rd Dark	59	12
		5	67Rd Bright	60	12
		6	73Rd Studio	93	12
		7	74Rd Stage	94	12
	Wr	1	Wr Warm	14	12
		2	Wr Bright	15	12
		3	Wr Wide	61	12
	Clv	1	Clavi B	16	12
		2	Clavi S	17	12
		3	Harpsichord	18	12
	DX	1	DX Legend	19	12
		2	DX Woody	20	12
		3	DX FTine	21	12
		4	DX 7 II	22	12
		5	DX Mellow	23	12
		6	DX Crisp	24	12
SUB	Pad/Strings	1	Mellow Pad	25	12
		2	Spectrum	26	12
		3	Back Pad	27	12
		4	Air Choir	28	12
		5	Natural Str	29	12
		6	Warm Strings	30	12
		7	OB Strings	31	12
		8	Section Str	32	12
		9	Fat Saw Pad	62	12
		10	Noble Pad	63	12
		11	Pop Pad	64	12
		12	Analog Pad	65	12
		13	Itopia	66	12
		14	Marcato Str	67	12
		15	Slow Str	68	12
		16	Tape Str	69	12
		17	Oct Syn Str	70	12
		18	Angel Pad	97	12
		19	Mystic Pad	98	12
		20	JP Strings	99	12
		21	Pop Syn Str	100	12
		22	Fast Strings	101	12
		23	Pizzicato	102	12
		24	Dark Light	109	12
SUB	Pad/Strings	25	Digi Pad	110	12
		26	Lite Strings	111	12
		27	Unison Str	112	12
		28	Violin	113	12
		29	Cello	114	12
	Organ	1	Bright Bars	33	12
		2	Click Organ	34	12
		3	Draw Organ 1	35	12
		4	All Bars Out	36	12
		5	Draw Organ 2	37	12
		6	60s Combo	38	12
		7	Compact	39	12
		8	Panther	40	12
		9	Pipe Organ 1	41	12
		10	Pipe Organ 2	42	12
		11	Accordion	103	12
		12	Musette	115	12
	Chromatic Perc.	1	Glocken	43	12
		2	Vibraphone	44	12
		3	Xylophone	45	12
		4	Marimba	46	12
		5	Brightness	47	12
		6	Nice Bell	48	12
		7	Stack Bell	49	12
		8	Jazz Vibes	71	12
		9	Marimba 2	72	12
		10	Kalimba	73	12
		11	Heaven Bell	74	12
	Others	1	Syn Lead 1	50	12
		2	Syn Lead 2	51	12
		3	Syn Bass	52	12
		4	E.Bass	53	12
		5	A.Bass	54	12
		6	Steel Gt	55	12
		7	Clean Gt	56	12
		8	Syn Brass	57	12
		9	Sine Lead	75	12
		10	Sync Saw	76	12
		11	Dirty Hook	77	12
		12	Classic Mini	78	12
		13	Funky Mini	79	12
		14	Nu Mini	80	12
		15	80s Pop Bass	81	12
		16	Sub Bass	82	12
		17	Unison Bass	83	12
		18	Finger Bass	84	12
		19	Brass	85	12
		20	Syn Brass 2	86	12
		21	OB Brass 1	87	12
		22	OB Brass 2	88	12
		23	Jazz Flute	89	12
		24	Tape Flute	90	12
		25	Harmonica	91	12
		26	Classic Gt	104	12
		27	Steel Gt 2	105	12
		28	Sf. Brass	106	12
		29	12Strings Gt	116	12
		30	Clean Gt 2	117	12
		31	Syn Brass 3	118	12
		32	Horn	119	12
		33	Sax Section	120	12

Section	Category	No.	Voice	CC No.	CC #
		34	Soprano Sax	121	12
		35	Alto Sax	122	12
		36	Tenor Sax	123	12
		37	Baritone Sax	124	12
		38	Soft Square	125	12
		39	Calliope Lead	126	12
		40	1o1 Bass	127	12

새로 추가된 Live Set Sound

이번 CP 업데이트로 새로운 Live Set Sound가 추가됩니다().

Live Set Sound List

Page	No	Name	Split Point	Section	Voice Name	MSB	LSB	PC	Page	No	Name	Split Point	Section	Voice Name	MSB	LSB	PC
1	1	Natural CFX	G2	Piano	CFX	63	0	1	4	1	Compressed CFX	G2	Piano	CFX	63	3	1
				E.Piano	-								E.Piano	-			
				Sub	-								Sub	-			
1	2	NaturalImperial	G2	Piano	Imperial	63	0	2	4	2	Kinda Squashed	G2	Piano	Imperial	63	3	2
				E.Piano	-								E.Piano	-			
				Sub	-								Sub	-			
1	3	Jazz S700	G2	Piano	S700	63	0	3	4	3	Layered CFX	G2	Piano	CFX	63	3	3
				E.Piano	-								E.Piano	75Rd Funky			
				Sub	-								Sub	Mellow Pad			
1	4	Rock Upright	G2	Piano	U1	63	0	4	4	4	Chorus CFX	G2	Piano	CFX	63	3	4
				E.Piano	-								E.Piano	-			
				Sub	-								Sub	-			
1	5	Simple 78	G2	Piano	-	63	0	5	4	5	Upright	G2	Piano	U1	63	3	5
				E.Piano	78Rd								E.Piano	-			
				Sub	-								Sub	-			
1	6	Funky Tines	G2	Piano	-	63	0	6	4	6	A Tacky Piano	G2	Piano	SU7	63	3	6
				E.Piano	75Rd Funky								E.Piano	75Rd Funky			
				Sub	-								Sub	Brightness			
1	7	Tremolo Wr	G2	Piano	-	63	0	7	4	7	HonkyTonk Piano	G2	Piano	U1	63	3	7
				E.Piano	Wr Warm								E.Piano	-			
				Sub	-								Sub	-			
1	8	Clavi B Amped	G2	Piano	-	63	0	8	4	8	Old Record	G2	Piano	U1	63	3	8
				E.Piano	Clavi B								E.Piano	-			
				Sub	-								Sub	-			
2	1	CFX+DX Legend	G2	Piano	CFX	63	1	1	5	1	Case 73	G2	Piano	-	63	4	1
				E.Piano	DX Legend								E.Piano	73Rd			
				Sub	-								Sub	-			
2	2	A.Bass/78Rd	G2	Piano	U1	63	1	2	5	2	Chimin' Tines	G2	Piano	Digi Piano	63	4	2
				E.Piano	78Rd								E.Piano	78Rd			
				Sub	A.Bass								Sub	Glocken			
2	3	80s El Grand	G2	Piano	CP80 1	63	1	3	5	3	Slow Phase	G2	Piano	-	63	4	3
				E.Piano	-								E.Piano	73Rd			
				Sub	-								Sub	-			
2	4	Brite Pop 8ve	G2	Piano	Digi Piano	63	1	4	5	4	73 Tines OD	G2	Piano	-	63	4	4
				E.Piano	DX Legend								E.Piano	73Rd			
				Sub	OB Strings								Sub	-			
2	5	E.Bass/78Rd	G2	Piano	-	63	1	5	5	5	Fast Phaser	G2	Piano	-	63	4	5
				E.Piano	78Rd								E.Piano	75Rd Funky			
				Sub	E.Bass								Sub	-			
2	6	Driven Wr+Pad	G2	Piano	-	63	1	6	5	6	Ampy Funk	G2	Piano	-	63	4	6
				E.Piano	Wr Warm								E.Piano	75Rd Funky			
				Sub	Warm Strings								Sub	-			
2	7	Imperial + Str	G2	Piano	Imperial	63	1	7	5	7	Wet Phase	G2	Piano	-	63	4	7
				E.Piano	-								E.Piano	78Rd			
				Sub	Section Str								Sub	-			
2	8	Ghostly U1	G2	Piano	U1	63	1	8	5	8	78 & Pad	G2	Piano	-	63	4	8
				E.Piano	Wr Warm								E.Piano	78Rd			
				Sub	-								Sub	Mellow Pad			
3	1	Rock Grand	G2	Piano	CFX	63	2	1	6	1	Wr Bright	G2	Piano	-	63	5	1
				E.Piano	-								E.Piano	Wr Bright			
				Sub	-								Sub	-			
3	2	S700 + Pad	G2	Piano	S700	63	2	2	6	2	Wr Comp	G2	Piano	-	63	5	2
				E.Piano	-								E.Piano	Wr Warm			
				Sub	OB Strings								Sub	-			
3	3	MonoCmp CFX	G2	Piano	CFX	63	2	3	6	3	Clavi B	G2	Piano	-	63	5	3
				E.Piano	-								E.Piano	Clavi B			
				Sub	-								Sub	-			
3	4	Lo Fi Grand	G2	Piano	CFX	63	2	4	6	4	Driven S	G2	Piano	-	63	5	4
				E.Piano	-								E.Piano	Clavi S			
				Sub	-								Sub	-			
3	5	Piano Grind Pad	G2	Piano	Piano Synth	63	2	5	6	5	Clavi Wah Dist	G2	Piano	-	63	5	5
				E.Piano	73Rd								E.Piano	Clavi B			
				Sub	Mellow Pad								Sub	-			
3	6	Lush Love	G2	Piano	Imperial	63	2	6	6	6	Squeeze B	G2	Piano	-	63	5	6
				E.Piano	78Rd								E.Piano	Clavi B			
				Sub	Brightness								Sub	-			
3	7	Big S700	G2	Piano	S700	63	2	7	6	7	Long Chorus S	G2	Piano	-	63	5	7
				E.Piano	73Rd								E.Piano	Clavi S			
				Sub	OB Strings								Sub	-			
3	8	Piano Scape	G2	Piano	Imperial	63	2	8	6	8	Rock Wr w/Ba	G2	Piano	Digi Piano	63	5	8
				E.Piano	DX Legend								E.Piano	Wr Bright			
				Sub	Mellow Pad								Sub	E.Bass			

Page	No	Name	Split Point	Section	Voice Name	MSB	LSB	PC
7	1	CP80 Comp	G2	Piano	CP80 1	63	6	1
				E.Piano	-			
				Sub	-			
7	2	Natural CP80	G2	Piano	CP80 2	63	6	2
				E.Piano	-			
				Sub	-			
7	3	Chorus Legend	G2	Piano	-	63	6	3
				E.Piano	DX Legend			
				Sub	-			
7	4	Chorus FTine	G2	Piano	-	63	6	4
				E.Piano	DX FTine			
				Sub	Mellow Pad			
7	5	Chorus 7II	G2	Piano	-	63	6	5
				E.Piano	DX 7 II			
				Sub	-			
7	6	Legend + Pad	G2	Piano	-	63	6	6
				E.Piano	DX Legend			
				Sub	OB Strings			
7	7	SynBass/DXEP	G2	Piano	-	63	6	7
				E.Piano	DX Mellow			
				Sub	Syn Bass			
7	8	Digi DX Pads	G2	Piano	Digi Piano	63	6	8
				E.Piano	DX Legend			
				Sub	Mellow Pad			
8	1	Bright Bars	G2	Piano	-	63	7	1
				E.Piano	-			
				Sub	Bright Bars			
8	2	All Bars Out	G2	Piano	-	63	7	2
				E.Piano	-			
				Sub	All Bars Out			
8	3	PipeOrgan1	G2	Piano	-	63	7	3
				E.Piano	-			
				Sub	Pipe Organ 1			
8	4	PipeOrgan2	G2	Piano	-	63	7	4
				E.Piano	-			
				Sub	Pipe Organ 2			
8	5	The Red Combo	G2	Piano	-	63	7	5
				E.Piano	-			
				Sub	60s Combo			
8	6	Italian Combo	G2	Piano	-	63	7	6
				E.Piano	-			
				Sub	Compact			
8	7	Aggro Syn Pad	G2	Piano	-	63	7	7
				E.Piano	78Rd			
				Sub	Panther			
8	8	RdBa/60sCombo	G2	Piano	-	63	7	8
				E.Piano	78Rd			
				Sub	60s Combo			
9	1	Strings1	G2	Piano	-	63	8	1
				E.Piano	-			
				Sub	Natural Str			
9	2	Strings2	G2	Piano	-	63	8	2
				E.Piano	-			
				Sub	Section Str			
9	3	Synth Pad1	G2	Piano	-	63	8	3
				E.Piano	-			
				Sub	Mellow Pad			
9	4	Synth Pad2	G2	Piano	-	63	8	4
				E.Piano	-			
				Sub	Warm Strings			
9	5	Vibraphone	G2	Piano	-	63	8	5
				E.Piano	-			
				Sub	Vibraphone			
9	6	Nice Bell	G2	Piano	-	63	8	6
				E.Piano	-			
				Sub	Nice Bell			
9	7	Syn Brass	G2	Piano	-	63	8	7
				E.Piano	-			
				Sub	Syn Brass			
9	8	Syn Lead1	G2	Piano	-	63	8	8
				E.Piano	78Rd			
				Sub	Syn Lead 1			

Page	No	Name	Split Point	Section	Voice Name	MSB	LSB	PC
10	1	Harpsichord	G2	Piano	-	63	9	1
				E.Piano	Harpsichord			
				Sub	-			
10	2	Electric Harpsi	G2	Piano	-	63	9	2
				E.Piano	Harpsichord			
				Sub	-			
10	3	Pipes Rd PBMW	G2	Piano	Digi Piano	63	9	3
				E.Piano	78Rd			
				Sub	Pipe Organ 2			
10	4	Funky w/RdBass	G2	Piano	CP80 1	63	9	4
				E.Piano	78Rd			
				Sub	Marimba			
10	5	Rough Lead	G2	Piano	CP80 2	63	9	5
				E.Piano	78Rd			
				Sub	Back Pad			
10	6	Clavi Syn Wah	G2	Piano	-	63	9	6
				E.Piano	Clavi B			
				Sub	Syn Lead 1			
10	7	Chimin' Crs	G2	Piano	Digi Piano	63	9	7
				E.Piano	75Rd Funky			
				Sub	Glocken			
10	8	Brite Pop	G2	Piano	Digi Piano	63	9	8
				E.Piano	DX Legend			
				Sub	OB Strings			
11	1	Back to 60s SP	G2	Piano	-	63	10	1
				E.Piano	67Rd Dark			
				Sub	-			
11	2	80s Piano JG	G2	Piano	C7	63	10	2
				E.Piano	78Rd			
				Sub	-			
11	3	NaturalWrWideJG	G2	Piano	-	63	10	3
				E.Piano	Wr Wide			
				Sub	-			
11	4	Chorused67Rd SP	G2	Piano	-	63	10	4
				E.Piano	67Rd Bright			
				Sub	-			
11	5	R&B Ballad NS	G2	Piano	-	63	10	5
				E.Piano	67Rd Dark			
				Sub	-			
11	6	Squashed C7 NS	G2	Piano	C7	63	10	6
				E.Piano	-			
				Sub	-			
11	7	WrWideChorus SP	G2	Piano	-	63	10	7
				E.Piano	Wr Wide			
				Sub	-			
11	8	Driven 67Rd JG	G2	Piano	-	63	10	8
				E.Piano	67Rd Bright			
				Sub	-			
12	1	CFX + Slow Str	G2	Piano	CFX	63	11	1
				E.Piano	-			
				Sub	Slow Str			
12	2	C7 + Noble Pad	G2	Piano	C7	63	11	2
				E.Piano	-			
				Sub	Noble Pad			
12	3	78Rd+AnalogPad	G2	Piano	-	63	11	3
				E.Piano	78Rd			
				Sub	Analog Pad			
12	4	78Rd+OBBrass MW	G2	Piano	-	63	11	4
				E.Piano	78Rd			
				Sub	OB Brass 1			
12	5	Sync Saw/DX EP	C3	Piano	-	63	11	5
				E.Piano	DX Legend			
				Sub	Sync Saw			
12	6	Fat Saw Pad MW	G2	Piano	-	63	11	6
				E.Piano	-			
				Sub	Fat Saw Pad			
12	7	OB Brass	G2	Piano	-	63	11	7
				E.Piano	-			
				Sub	OB Brass 2			
12	8	Marcato Str	G2	Piano	-	63	11	8
				E.Piano	-			
				Sub	Marcato Str			

Page	No	Name	Split Point	Section	Voice Name	MSB	LSB	PC
13	1	73Rd Studio	G2	Piano	-	63	12	1
				E.Piano	73Rd Studio			
				Sub	-			
13	2	73Rd Chorus	G2	Piano	-	63	12	2
				E.Piano	73Rd Studio			
				Sub	-			
13	3	73Rd+AnalogPad	G2	Piano	-	63	12	3
				E.Piano	73Rd Studio			
				Sub	Analog Pad			
13	4	73Rd+AP	G2	Piano	C7	63	12	4
				E.Piano	73Rd Studio			
				Sub	-			
13	5	74Rd Stage	G2	Piano	-	63	12	5
				E.Piano	74Rd Stage			
				Sub	-			
13	6	Overdriven 74Rd	G2	Piano	-	63	12	6
				E.Piano	74Rd Stage			
				Sub	-			
13	7	CF3	G2	Piano	CF3	63	12	7
				E.Piano	-			
				Sub	-			
13	8	CF3+AnalogPad	G2	Piano	CF3	63	12	8
				E.Piano	-			
				Sub	Analog Pad			
14	1	Nashville C3	G2	Piano	Nashville C3	63	13	1
				E.Piano	-			
				Sub	-			
14	2	NVille C3 Comp	G2	Piano	Nashville C3	63	13	2
				E.Piano	-			
				Sub	-			
14	3	Fat Jazz Ballad	G2	Piano	Nashville C3	63	13	3
				E.Piano	78Rd			
				Sub	Vibraphone			
14	4	Fundamental Pad	G2	Piano	Nashville C3	63	13	4
				E.Piano	73Rd			
				Sub	Analog Pad			
14	5	Live CF3	G2	Piano	Live CF3	63	13	5
				E.Piano	-			
				Sub	-			
14	6	WestCoast CF3	G2	Piano	Live CF3	63	13	6
				E.Piano	78Rd			
				Sub	Analog Pad			
14	7	Gospel CF3	G2	Piano	Live CF3	63	13	7
				E.Piano	-			
				Sub	-			
14	8	Piano Pad CF3	G2	Piano	Live CF3	63	13	8
				E.Piano	-			
				Sub	Analog Pad			

Page	No	Name	Split Point	Section	Voice Name	MSB	LSB	PC
15	1	Hamburg Grand	G2	Piano	Hamburg Grand	63	14	1
				E.Piano	-			
				Sub	-			
15	2	Ambient Hamburg	G2	Piano	Hamburg Grand	63	14	2
				E.Piano	-			
				Sub	-			
15	3	Soft Ballad H-G	G2	Piano	Hamburg Grand	63	14	3
				E.Piano	78Rd			
				Sub	-			
15	4	Romance Layer	G2	Piano	Hamburg Grand	63	14	4
				E.Piano	-			
				Sub	Slow Str			
15	5	Felt Piano	G2	Piano	Felt Piano	63	14	5
				E.Piano	-			
				Sub	-			
15	6	Night Moods	G2	Piano	Felt Piano	63	14	6
				E.Piano	67Rd Dark			
				Sub	Analog Pad			
15	7	Big MusicBox	G2	Piano	Felt Piano	63	14	7
				E.Piano	DX FTime			
				Sub	E.Bass			
15	8	All Mellow	G2	Piano	Felt Piano	63	14	8
				E.Piano	Wr Wide			
				Sub	Soft Square			
16	1	CFX2	G2	Piano	CFX2	63	15	1
				E.Piano	-			
				Sub	-			
16	2	CFX2/78Rd	G2	Piano	CFX2	63	15	2
				E.Piano	78Rd			
				Sub	-			
16	3	Quiet CFX2	G2	Piano	CFX2	63	15	3
				E.Piano	73Rd			
				Sub	Analog Pad			
16	4	Blockbuster	G2	Piano	CFX2	63	15	4
				E.Piano	DX Legend			
				Sub	Slow Str			
16	5	Imperial+	G2	Piano	Imperial+	63	15	5
				E.Piano	-			
				Sub	-			
16	6	Studio Layer	G2	Piano	Imperial+	63	15	6
				E.Piano	Wr Wide			
				Sub	-			
16	7	Warm Layer	G2	Piano	Imperial+	63	15	7
				E.Piano	DX 7 II			
				Sub	Analog Pad			
16	8	Distant Ring	G2	Piano	Imperial+	63	15	8
				E.Piano	67Rd Bright			
				Sub	Sub Bass			

Data List 업데이트

Data List이 업데이트되었습니다.

DATA LIST

Control Change Number List

P:=Piano, E:=Electric Piano, S:=Sub

Parameters shown within parentheses do not affect the sound of this instrument.

* Only affected by foot switch, and not foot controller.

*Parameter value/Controller value Correspondence Table (page 2)

	CC No. (LCD indication)	Panel controls	Table*
Piano	12 or 44 P: Select	18 Voice category selector	M
		19 Voice select switch	M
	13 P: Volume	23 [VOLUME] knob	A
	14 P: Tone	24 [TONE] knob	A
	15 P: Damper Reso	25 DAMPER RESONANCE [ON/OFF] button	B
	16 P: Effect SW	26 Insertion effect [ON/OFF] button	B
	17 P: Effect Depth	28 [DEPTH] knob	A
	77 P: Delay Depth	44 [DEPTH] knob	A
	81 P: Reverb Depth	48 [DEPTH] knob	A
	102 P: SW	17 Voice section [ON/OFF] switch	B
	103 P: Split	21 SPLIT [L R] button	E
	104 P: Octave	22 OCTAVE [-2 -1]/[+1 +2] buttons	F
	105 P: Effect Type	27 Insertion effect switch button	G
E.Piano	18 E: Select	18 Voice category selector	N
		19 Voice select switch	N
	19 E: Volume	23 [VOLUME] knob	A
	20 E: Tone	24 [TONE] knob	A
	21 E: Drive SW	26 Insertion effect [ON/OFF] button	B
	22 E: Drive Depth	28 [DRIVE] knob	A
	23 E: Effect 1 SW	26 Insertion effect [ON/OFF] button	B
	24 E: Effect 1 Depth	31 [DEPTH] knob	A
	25 E: Effect 1 Rate	32 [RATE] knob	A
	26 E: Effect 2 SW	26 Insertion effect [ON/OFF] button	B
	27 E: Effect 2 Depth	34 [DEPTH] knob	A
	28 E: Effect 2 Speed	35 [SPEED] knob	A
	78 E: Delay Depth	44 [DEPTH] knob	A
	82 E: Reverb Depth	48 [DEPTH] knob	A
	106 E: SW	17 Voice section [ON/OFF] switch	B
	107 E: Split	21 SPLIT [L R] button	E
	108 E: Octave	22 OCTAVE [-2 -1]/[+1 +2] buttons	F
	109 E: Effect 1 Type	30 Insertion effect switch button	H
	110 E: Effect 2 Type	33 Insertion effect switch button	I
Sub	29 S: Select	18 Voice category selector	O
		19 Voice select switch	O
	30 S: Volume	23 [VOLUME] knob	A
	31 S: Tone	24 [TONE] knob	A
	68 S: Effect SW	26 Insertion effect [ON/OFF] button	B
	72 S: Release	37 [RELEASE] knob	A
	73 S: Attack	38 [ATTACK] knob	A
	75 S: Effect Depth	39 [DEPTH] knob	A
	76 S: Effect Speed	40 [SPEED] knob	A
	79 S: Delay Depth	44 [DEPTH] knob	A
	83 S: Reverb Depth	48 [DEPTH] knob	A
	111 S: SW	17 Voice section [ON/OFF] switch	B
	112 S: Split	21 SPLIT [L R] button	E
	113 S: Octave	22 OCTAVE [-2 -1]/[+1 +2] buttons	F
	114 S: Effect Type	36 Insertion effect switch button	J
DELAY REVERB	80 Delay Time	46 [TIME] knob	A
	85 Reverb Time	49 [TIME] knob	A
	91 All Reverb Depth	46 [DEPTH] knob	A
	92 Delay Feedback	45 [FEEDBACK] knob	A
	93 All Delay Depth	44 [DEPTH] knob	A
	115 Delay SW	42 DELAY [ON/OFF] switch	B
	116 Delay Effect Type	43 [Analog/Digital] switch button	K
	117 Reverb SW	47 REVERB [ON/OFF] switch	B
	118 Depth Knob Select	41 Effect level display switch button	L
MASTER EQUALIZER	86 Master EQ SW	50 MASTER EQUALIZER [ON/OFF] button	B
	87 Master EQ High	51 [HIGH] knob	C
	88 Master EQ Mid	52 [MID] knob	C
	89 Master EQ Freq	53 [FREQUENCY] knob	D
	90 Master EQ Low	54 [LOW] knob	C

	CC No. (LCD indication)	Panel controls	Table*
PEDAL	1 Modulation		
	4 Pedal Wah		
	5 (Portamento Time)		
	6 (Data Entry MSB)		
	7 All Volume		
	10 (Pan)		
	11 Expression		
	12 P: Select	18 Voice category selector	M
		19 Voice select switch	M
	13 P: Volume	23 [VOLUME] knob	A
	14 P: Tone	24 [TONE] knob	A
	15 P: Damper Reso	25 DAMPER RESONANCE [ON/OFF] button	B
	16 P: Effect SW	26 Insertion effect [ON/OFF] button	B
	17 P: Effect Depth	28 [DEPTH] knob	A
	18 E: Select	18 Voice category selector	N
		19 Voice select switch	N
	19 E: Volume	23 [VOLUME] knob	A
	20 E: Tone	24 [TONE] knob	A
	21 E: Drive SW	26 Insertion effect [ON/OFF] button	B
	22 E: Drive Depth	28 [DRIVE] knob	A
	23 E: Effect 1 SW	26 Insertion effect [ON/OFF] button	B
	24 E: Effect 1 Depth	31 [DEPTH] knob	A
	25 E: Effect 1 Rate	32 [RATE] knob	A
	26 E: Effect 2 SW	26 Insertion effect [ON/OFF] button	B
	27 E: Effect 2 Depth	34 [DEPTH] knob	A
	28 E: Effect 2 Speed	35 [SPEED] knob	A
	29 S: Select	18 Voice category selector	O
		19 Voice select switch	O
	30 S: Volume	23 [VOLUME] knob	A
	31 S: Tone	24 [TONE] knob	A
	32 (Bank LSB)		
	38 (Data Entry LSB)		
	64 Sustain	*	
	65 (Portamento)		
	66 Sostenuto	*	
	67 Soft		
	68 S: Effect SW	26 Insertion effect [ON/OFF] button	B
	71 (Resonance)		
	72 S: Release	37 [RELEASE] knob	A
	73 S: Attack	38 [ATTACK] knob	A
	74 (Cutoff)		
	75 S: Effect Depth	39 [DEPTH] knob	A
	76 S: Effect Speed	40 [SPEED] knob	A
	77 P: Delay Depth	44 [DEPTH] knob	A
	78 E: Delay Depth	44 [DEPTH] knob	A
	79 S: Delay Depth	44 [DEPTH] knob	A
	80 Delay Time	46 [TIME] knob	A
	81 P: Reverb Depth	46 [DEPTH] knob	A
	82 E: Reverb Depth	46 [DEPTH] knob	A
	83 S: Reverb Depth	46 [DEPTH] knob	A
	84 (Portamento Ctrl)		
	85 Reverb Time	49 [TIME] knob	A
	86 Master EQ SW	50 MASTER EQUALIZER [ON/OFF] button	B
	87 Master EQ High	51 [HIGH] knob	C
	88 Master EQ Mid	52 [MID] knob	C
	89 Master EQ Freq	53 [FREQUENCY] knob	D
	90 Master EQ Low	54 [LOW] knob	C
	91 All Reverb Depth	46 [DEPTH] knob	A
	92 Delay Feedback	45 [FEEDBACK] knob	A
	93 All Delay Depth	44 [DEPTH] knob	A
	94 (Effect 4 Depth)		

	CC No. (LCD indication)	Panel controls	Table*
PEDAL	95 (Effect 5 Depth)		
	96 (Data Increment)		
	97 (Data Decrement)		
	98 (NRPN LSB)		
	99 (NRPN MSB)		
	100 (RPN LSB)		
	101 (RPN MSB)		
	102 P: SW	17 Voice section [ON/OFF] switch	B
	103 P: Split	21 SPLIT [L R] button	E
	104 P: Octave	22 OCTAVE [-2 -1]/[+1 +2] buttons	F
	105 P: Effect Type	27 Insertion effect switch button	G
	106 E: SW	17 Voice section [ON/OFF] switch	B
	107 E: Split	21 SPLIT [L R] button	E
	108 E: Octave	22 OCTAVE [-2 -1]/[+1 +2] buttons	F
	109 E: Effect 1 Type	30 Insertion effect switch button	H
	110 E: Effect 2 Type	32 [RATE] knob	I
	111 S: SW	17 Voice section [ON/OFF] switch	B
	112 S: Split	21 SPLIT [L R] button	E
	113 S: Octave	22 OCTAVE [-2 -1]/[+1 +2] buttons	F
	114 S: Effect Type	38 Insertion effect switch button	J
	115 Delay SW	42 DELAY [ON/OFF] switch	B
	116 Delay Effect Type	43 [Analog/Digital] switch button	K
	117 Reverb SW	47 REVERB [ON/OFF] switch	B
	118 Depth Knob Select	41 Effect level display switch button	L
	--- Live Set Sound +	*	
	--- Live Set Sound -	*	
	--- Tempo Delay Tap	*	

Correspondence Table

A

Parameter		Controller	
		Transmitted	Recognized
0-127		0-127	0-127

B

Parameter		Controller	
		Transmitted	Recognized
Off	0	0	0-63
On	1	127	64-127

C

Parameter		Controller	
		Transmitted	Recognized
-12dB	52	0-5	0-5
-11dB	53	6-10	6-10
-10dB	54	11-15	11-15
-9dB	55	16-20	16-20
-8dB	56	21-25	21-25
-7dB	57	26-30	26-30
-6dB	58	31-35	31-35
-5dB	59	36-40	36-40
-4dB	60	41-46	41-46
-3dB	61	47-51	47-51
-2dB	62	52-56	52-56
-1dB	63	57-61	57-61
0dB	64	62-66	62-66
1dB	65	67-71	67-71
2dB	66	72-76	72-76
3dB	67	77-81	77-81
4dB	68	82-87	82-87
5dB	69	88-92	88-92
6dB	70	93-97	93-97
7dB	71	98-102	98-102
8dB	72	103-107	103-107
9dB	73	108-112	108-112

Parameter		Controller	
		Transmitted	Recognized
10dB	74	113-117	113-117
11dB	75	118-122	118-122
12dB	76	123-127	123-127

D

Parameter		Controller	
		Transmitted	Recognized
100Hz	14	0-3	0-3
110Hz	15	4-6	4-6
125Hz	16	7-9	7-9
140Hz	17	10-12	10-12
160Hz	18	13-15	13-15
180Hz	19	16-18	16-18
200Hz	20	19-21	19-21
225Hz	21	22-24	22-24
250Hz	22	25-28	25-28
280Hz	23	29-31	29-31
315Hz	24	32-34	32-34
355Hz	25	35-37	35-37
400Hz	26	38-40	38-40
450Hz	27	41-43	41-43
500Hz	28	44-46	44-46
560Hz	29	47-49	47-49
630Hz	30	50-53	50-53
700Hz	31	54-56	54-56
800Hz	32	57-59	57-59
900Hz	33	60-62	60-62
1.0kHz	34	63-65	63-65
1.1kHz	35	66-68	66-68
1.2kHz	36	69-71	69-71
1.4kHz	37	72-74	72-74
1.6kHz	38	75-78	75-78
1.8kHz	39	79-81	79-81
2.0kHz	40	82-84	82-84
2.2kHz	41	85-87	85-87
2.5kHz	42	88-90	88-90
2.8kHz	43	91-93	91-93
3.2kHz	44	94-96	94-96
3.6kHz	45	97-99	97-99
4.0kHz	46	100-102	100-102
4.5kHz	47	103-106	103-106
5.0kHz	48	107-109	107-109
5.6kHz	49	110-112	110-112
6.3kHz	50	113-115	113-115
7.0kHz	51	116-118	116-118
8.0kHz	52	119-121	119-121
9.0kHz	53	122-124	122-124
10kHz	54	125-127	125-127

E

Parameter		Controller	
		Transmitted	Recognized
L&R	0	0	0-42
L	1	63	43-85
R	2	127	86-127

F

Parameter		Controller	
		Transmitted	Recognized
-2	62	0	0-25
-1	63	31	26-51
0	64	63	52-76
+1	65	95	77-102
+2	66	127	103-127

G

Parameter		Controller	
		Transmitted	Recognized
Comp	0	0	0-31
Dist/OD	1	42	32-63
Drive	2	84	64-95
Chorus	3	127	96-127

H

Parameter		Controller	
		Transmitted	Recognized
A.Pan	0	0	0-21
Trem	1	25	22-42
R.Mod	2	50	43-63
T.Wah	3	76	64-85
P.Wah	4	101	86-106
Comp	5	127	107-127

I

Parameter		Controller	
		Transmitted	Recognized
Cho1	0	0	0-21
Cho2	1	25	22-42
Fla	2	50	43-63
Pha1	3	76	64-85
Pha2	4	101	86-106
Pha3	5	127	107-127

J

Parameter		Controller	
		Transmitted	Recognized
Cho/Fla	0	0	0-31
Rotary	1	42	32-63
Trem	2	84	64-95
Dist/OD	3	127	96-127

K

Parameter		Controller	
		Transmitted	Recognized
Analog	0	0	0-42
Digital	1	127	86-127
Tempo	2	63	43-85

L

Parameter		Controller	
		Transmitted	Recognized
All	0	0	0-31
Piano	1	42	32-63
E.Piano	2	84	64-95
Sub	3	127	96-127

M

Parameter			Controller		CC#
			Transmitted	Recognized	
Grand Piano	1	0	1	1	12
	2	1	2	2	12
	3	2	3	3	12
	4	3	4	4	12
	5	57	58	58	12
	6	91	92	92	12
	7	94	95	95	12
	8	95	96	96	12
	9	106	107	107	12
	10	127	1	1	44
	11	128	2	2	44
Upright Piano	1	4	5	5	12
	2	5	6	6	12
	3	107	108	108	12
CP	1	6	7	7	12
	2	7	8	8	12
Special Piano	1	8	9	9	12
	2	9	10	10	12

N

Parameter			Controller	
			Transmitted	Recognized
Rd	1	10	11	11
	2	11	12	12
	3	12	13	13
	4	58	59	59
	5	59	60	60
	6	92	93	93
	7	93	94	94
Wr	1	13	14	14
	2	14	15	15
	3	60	61	61
Clv	1	15	16	16
	2	16	17	17
	3	17	18	18
DX	1	18	19	19
	2	19	20	20
	3	20	21	21
	4	21	22	22
	5	22	23	23
	6	23	24	24

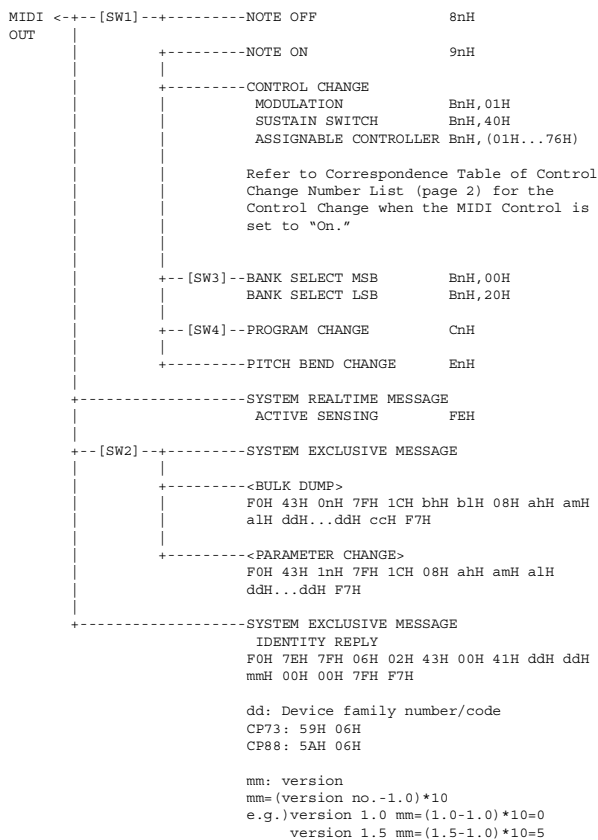
O

Parameter		Controller	
		Transmitted	Recognized
Pad/Strings	1	24	25
	2	25	26
	3	26	27
	4	27	28
	5	28	29
	6	29	30
	7	30	31
	8	31	32
	9	61	62
	10	62	63
	11	63	64
	12	64	65
	13	65	66
	14	66	67
	15	67	68
	16	68	69
	17	69	70
	18	96	97
	19	97	98
	20	98	99
	21	99	100
	22	100	101
	23	101	102
	24	108	109
	25	109	110
	26	110	111
	27	111	112
	28	112	113
	29	113	114
Organ	1	32	33
	2	33	34
	3	34	35
	4	35	36
	5	36	37
	6	37	38
	7	38	39
	8	39	40
	9	40	41
	10	41	42
	11	102	103
	12	114	115
Chromatic Perc	1	42	43
	2	43	44
	3	44	45
	4	45	46
	5	46	47
	6	47	48
	7	48	49
	8	70	71
	9	71	72
	10	72	73
	11	73	74
Others	1	49	50
	2	50	51
	3	51	52
	4	52	53
	5	53	54
	6	54	55
	7	55	56
	8	56	57
	9	74	75
	10	75	76
	11	76	77
	12	77	78
	13	78	79
	14	79	80
	15	80	81
	16	81	82
	17	82	83

Parameter			Controller	
			Transmitted	Recognized
	18	83	84	84
	19	84	85	85
	20	85	86	86
	21	86	87	87
	22	87	88	88
	23	88	89	89
	24	89	90	90
	25	90	91	91
	26	103	104	104
	27	104	105	105
	28	105	106	106
	29	115	116	116
	30	116	117	117
	31	117	118	118
	32	118	119	119
	33	119	120	120
	34	120	121	121
	35	121	122	122
	36	122	123	123
	37	123	124	124
	38	124	125	125
	39	125	126	126
	40	126	127	127

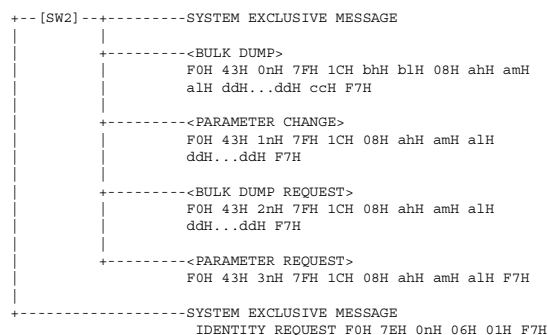
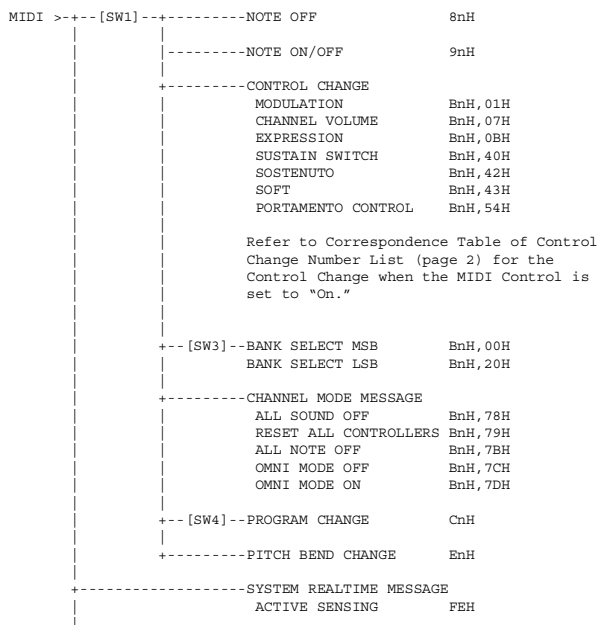
MIDI Data Format

(1) TRANSMIT FLOW



- [SW1] MIDI Transmit Channel
Complies with Zone Transmit Channel when the Part Zone Switch is set to on.
Complies with Part number in any other case.
- [SW2] SYSTEM MIDI Device Number
When set to all, transmitted via 1.
- [SW3] SYSTEM Bank Select Switch
- [SW4] SYSTEM Program Change Switch

(2) RECEIVE FLOW



- [SW1] Complies with MIDI Receive Channel.
- [SW2] SYSTEM MIDI Device Number
- [SW3] SYSTEM Bank Select Switch
- [SW4] SYSTEM Program Change Switch

(3) TRANSMIT/RECEIVE DATA

(3-1) CHANNEL VOICE MESSAGES

(3-1-1) NOTE OFF

STATUS	1000nnnn (9nH)	n=0-15 CHANNEL NUMBER
NOTE No.	0kkkkkkk	k=0 (C-2) -127 (G8)
VELOCITY	0vvvvvvv	v=64 Transmit

(3-1-2) NOTE ON/OFF

STATUS	1000nnnn (8nH)	n=0-15 CHANNEL NUMBER
NOTE No.	0kkkkkkk	k=0 (C-2) -127 (G8)
VELOCITY NOTE ON	0vvvvvvv (v≠0)	
NOTE OFF	0vvvvvvv (v=0)	

(3-1-3) CONTROL CHANGE

STATUS	1011nnnn (BnH)	n=0-15 CHANNEL NUMBER
CONTROL NUMBER	0ccccccc	
CONTROL VALUE	0vvvvvvv	

*TRANSMITTED CONTROL NUMBER

c=0	BANK SELECT MSB	;v=0-127	*1
c=32	BANK SELECT LSB	;v=0-127	*1
c=1	MODULATION	;v=0-127	
c=64	SUSTAIN SWITCH	;v=0-127	*3
c=1...118	ASSIGNABLE CONTROLLER	;v=0-127	*2

*RECEIVED CONTROL NUMBER

c=0	BANK SELECT MSB	;v=0-127	*1
c=32	BANK SELECT LSB	;v=0-127	*1
c=1	MODULATION	;v=0-127	
c=7	CHANNEL VOLUME	;v=0-127	
c=11	EXPRESSION	;v=0-127	
c=64	SUSTAIN SWITCH	;v=0-127	
c=66	SOSTENUTO	;v=0-63:OFF, 64-127:ON	
c=67	SOFT	;v=0-127	
c=84	PORTAMENTO CONTROL	;v=0-127	

*1 Relation between BANK SELECT and PROGRAM is as follows:

CATEGORY	MSB	LSB	PROGRAM No.
Live Set Page 1	63	0	0..7
:	:	:	
Live Set Page 20	63	19	0..7

*2 The default CONTROL NUMBERS of ASSIGNABLE CONTROLLER are as follows:

FOOT CONTROLLER 1	11
FOOT CONTROLLER 2	4
FOOT SWITCH Live Set Inc	

*3 When Sustain is set to something other than "FC3A (HalfOn)," operating the foot switch transmits only values of 0 (off) or 127 (on).

Bank Select will be actually executed when a Program Change message is received. Bank Select and Program Change numbers that are not supported by Yamaha will be ignored.

(3-1-4) PROGRAM CHANGE

STATUS	1100nnnn (CnH)	n=0-15 CHANNEL NUMBER
PROGRAM NUMBER	00000ppp	p=0-7

(3-1-5) PITCH BEND CHANGE

STATUS	1110nnnn (EnH)	n=0-15 CHANNEL NUMBER
LSB	0vvvvvvv	PITCH BEND CHANGE LSB
MSB	0vvvvvvv	PITCH BEND CHANGE MSB

Transmitted with a resolution of 7 bits.

(3-2) CHANNEL MODE MESSAGES

STATUS	101nnnn (BnH)	n=0-15 CHANNEL NUMBER
CONTROL NUMBER	0ccccccc	c=CONTROL NUMBER
CONTROL VALUE	0vvvvvvv	v=DATA VALUE

(3-2-1) ALL SOUND OFF (CONTROL NUMBER = 78H, DATA VALUE = 0)

All the sounds currently being played, including channel messages such as note-on and hold-on of a certain channel, are muted this message is received.

(3-2-2) RESET ALL CONTROLLERS (CONTROL NUMBER = 79H, DATA VALUE = 0)

Resets the values set for the following controllers.

PITCH BEND CHANGE	0 (center)
MODULATION	0 (minimum)
EXPRESSION	127 (maximum)
PEDAL WAH	0 (minimum)
SUSTAIN SWITCH	0 (off)
SOSTENUTO SWITCH	0 (off)
SOFT	0 (off)
PORTAMENTO CONTROL	Reserved note number

Doesn't reset the following data:
PROGRAM CHANGE, BANK SELECT MSB/LSB, VOLUME

(3-2-3) ALL NOTE OFF (CONTROL NUMBER = 7BH, DATA VALUE = 0)

All the notes currently set to on in certain channel(s) are muted when receiving this message. However, if Sustain or Sostenuto is on, notes will continue sounding until these are turned off.

(3-2-4) OMNI MODE OFF (CONTROL NUMBER = 7CH, DATA VALUE = 0)

Performs the same function as when receiving ALL NOTES OFF.

(3-2-5) OMNI MODE ON (CONTROL NUMBER = 7DH, DATA VALUE = 0)

Performs the same function as when receiving ALL NOTES OFF.

(3-4) SYSTEM REAL TIME MESSAGES

(3-4-1) ACTIVE SENSING

STATUS	11111110 (FEH)
--------	----------------

Transmitted every 200 msec.

Once this code is received, the instrument starts sensing. When neither status messages nor data are received for more than approximately 350 ms, the MIDI receive buffer will be cleared, and the sounds currently being played are forcibly turned off.

(3-5) SYSTEM EXCLUSIVE MESSAGE

(3-5-1) UNIVERSAL NON REALTIME MESSAGE

(3-5-1-1) IDENTITY REQUEST (Receive only)

F0H 7EH 0nH 06H 01H F7H ("n" = Device No. However, this instrument receives under "omni.")

(3-5-1-2) IDENTITY REPLY (Transmit only)

F0H 7EH 7FH 06H 02H 43H 00H 41H ddH ddH mmH 00H 00H 7FH F7H

dd: Device family number/code
CP73: 59H 06H
CP88: 5AH 06H

mm: version
mm=(version no.-1.0)*10
e.g.) version 1.0 mm=(1.0-1.0)*10=0
version 1.5 mm=(1.5-1.0)*10=5

(3-5-2) UNIVERSAL REALTIME MESSAGE

(3-5-3)PARAMETER CHANGE

(3-5-3-1) NATIVE PARAMETER CHANGE, MODE CHANGE

11110000	F0	Exclusive status
01000011	43	YAMAHA ID
0001nnnn	1n	Device Number
01111111	7F	Group ID High
00011100	1C	Group ID Low
00000010	08	Model ID
0aaaaaaaa	aaaaaaa	Address High
0aaaaaaaa	aaaaaaa	Address Mid
0aaaaaaaa	aaaaaaa	Address Low
0ddddddd	ddddddd	Data
11110111	F7	End of Exclusive

For parameters with data size of 2 or more, the appropriate number of data bytes will be transmitted.
See the following MIDI Data Table for Address.

(3-5-4) BULK DUMP

11110000	F0	Exclusive status
01000011	43	YAMAHA ID
0000nnnn	0n	Device Number
01111111	7F	Group ID High
00011100	1C	Group ID Low
00000010	08	Model ID
0aaaaaaaa	aaaaaaa	Address High
0aaaaaaaa	aaaaaaa	Address Mid
0aaaaaaaa	aaaaaaa	Address Low
0	0	Data
0ccccccc	ccccccc	Checksum
11110111	F7	End of Exclusive

See the following MIDI Data Table for Address and Byte Count.
Checksum is the value that results in a value of 0 for the lower 7 bits when the Byte Count, Start Address, Data and Checksum itself are added.

(3-5-5) DUMP REQUEST

11110000	F0	Exclusive status
01000011	43	YAMAHA ID
0010nnnn	2n	Device Number
01111111	7F	Group ID High
00011100	1C	Group ID Low
00000010	08	Model ID
0aaaaaaaa	aaaaaaa	Address High
0aaaaaaaa	aaaaaaa	Address Mid
0aaaaaaaa	aaaaaaa	Address Low
11110111	F7	End of Exclusive

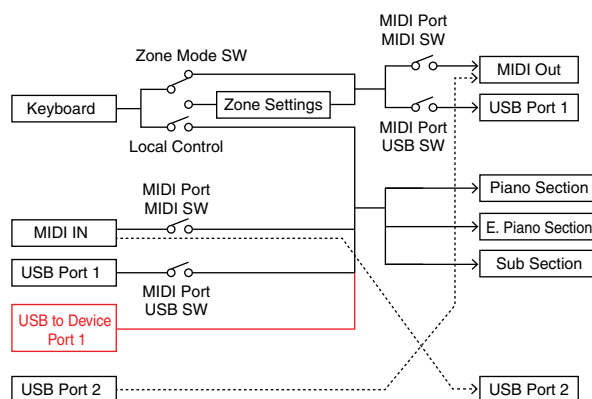
See the following DUMP REQUEST Table for Address.

(3-5-6) PARAMETER REQUEST

11110000	F0	Exclusive status
01000011	43	YAMAHA ID
0011nnnn	3n	Device Number
01111111	7F	Group ID High
00011100	1C	Group ID Low
00000010	08	Model ID
0aaaaaaaa	aaaaaaa	Address High
0aaaaaaaa	aaaaaaa	Address Mid
0aaaaaaaa	aaaaaaa	Address Low
11110111	F7	End of Exclusive

See the following MIDI Data Table for Address.

(4) SYSTEM OVERVIEW (Keyboard and Tone Generator)



USB Port 2 is enabled when 'MIDI Port MIDI SW = OFF' and 'MIDI Port USB SW = ON'

ALL SOUND OFF clears all the sounds in the specific channel(s) played by both the keyboard and the data via MIDI.

ALL NOTES OFF received via MIDI clears the sounds in the specific channel(s) played via MIDI.

USB to Device Port 1 is only for receiving data, not for transmitting.

MIDI Data Table

Bank Select

MSB	(HEX)	LSB	(HEX)	Program No.	Type	Memory	Description
63	3F	0	00	0-7	Live Set Sound	User	Live Set Page 1
		1	01	0-7		User	Live Set Page 2
		2	02	0-7		User	Live Set Page 3
		3	03	0-7		User	Live Set Page 4
		4	04	0-7		User	Live Set Page 5
		5	05	0-7		User	Live Set Page 6
		6	06	0-7		User	Live Set Page 7
		7	07	0-7		User	Live Set Page 8
		8	08	0-7		User	Live Set Page 9
		9	09	0-7		User	Live Set Page 10
		10	0A	0-7		User	Live Set Page 11
		11	0B	0-7		User	Live Set Page 12
		12	0C	0-7		User	Live Set Page 13
		13	0D	0-7		User	Live Set Page 14
		14	0E	0-7		User	Live Set Page 15
		15	0F	0-7		User	Live Set Page 16
		16	10	0-7		User	Live Set Page 17
		17	11	0-7		User	Live Set Page 18
		18	12	0-7		User	Live Set Page 19
		19	13	0-7		User	Live Set Page 20
		20	14	0-7		User	Live Set Page 21
		21	15	0-7		User	Live Set Page 22
		22	16	0-7		User	Live Set Page 23
		23	17	0-7		User	Live Set Page 24
		24	18	0-7		User	Live Set Page 25
		25	19	0-7		User	Live Set Page 26
		26	1A	0-7		User	Live Set Page 27
		27	1B	0-7		User	Live Set Page 28
		28	1C	0-7		User	Live Set Page 29
		29	1D	0-7		User	Live Set Page 30
		30	1E	0-7		User	Live Set Page 31
		31	1F	0-7		User	Live Set Page 32
		32	20	0-7		User	Live Set Page 33
		33	21	0-7		User	Live Set Page 34
		34	22	0-7		User	Live Set Page 35
		35	23	0-7		User	Live Set Page 36
		36	24	0-7		User	Live Set Page 37
		37	25	0-7		User	Live Set Page 38
		38	26	0-7		User	Live Set Page 39
		39	27	0-7		User	Live Set Page 40

Parameter Base Address

Group Number = 7F 1C, Model ID = 08

Parameter Block	Top Address			Description
	High	Mid	Low	
System	20	00	00	System
	20	40	00	Master EQ
	00	7F	00	Soundmondo Format Version
BULK CONTROL	0E	00	00	Header
	0F	00	00	Footer
STORE TO FLASH	0D	00	00	Store To Flash
Live Set Sound	46	00	00	Common
	46	01	00	Additional
Zone	4A	zz	00	Zone (zz: 00 - 03)
Section	50	0p	00	Common
	50	1p	00	Specific
	50	2p	00	Additional

Bulk Dump Block

"Top Address" indicates the top address of each block designated by the bulk dump operation. "Byte Count" indicates the data size contained in each block designated by the bulk dump operation.

The block from the Bulk Header to the Bulk Footer of the **Live Set Sound** can be received regardless of their order; however, they cannot be received if an irrelevant Block is included. To execute 1 **Live Set Sound** bulk dump request, designate its corresponding Bulk Header address.

For information about "pp" and "n" shown in the following list, refer to the MIDI PARAMETER CHANGE TABLE (BULK CONTROL).

Group Number = 7F 1C, Model ID = 08

Parameter Block	Description	Byte Count		Top Address		
		Dec	Hex	High	Mid	Low
System	System	48	30	20	00	00
	Master EQ	20	14	20	40	00
	Contents Unlock			20	70	00
Live Set Sound	Bulk Header	0	00	0E	pp	0n
	Soundmondo Format Version	4	04	00	7F	00
Common	Common	48	30	46	00	00
	Additional	48	30	46	01	00
Zone	Zone 1	16	10	4A	00	00
	:				:	
	Zone 4				03	
Section	Piano Common	24	18	50	00	00
	E.Piano Common				01	
	Sub Common				02	
	Piano Specific	28	1C	50	10	00
	E.Piano Specific				11	
	Sub Specific				12	
	Piano Additional	16	10	50	20	00
	E.Piano Additional				21	
	Sub Additional				22	
	Master EQ	20	14	20	40	00
	Bulk Footer	0	00	0F	pp	0n

Message Type	Data
Parameter Change	F0, 43, 1n, gh, gl, id, ah, am, al, dt, ... F7
Parameter Request	F0, 43, 3n, gh, gl, id, ah, am, al F7
Bulk Dump	F0, 43, 0n, gh, gl, bh, bl, id, ah, am, al, dt, ..., cc, F7
Bulk Request	F0, 43, 2n, gh, gl, id, ah, am, al, F7

n: Device Number
gh: Group Number High
gl: Group Number Low
bh: Byte Count High
bl: Byte Count Low
id: Model ID
ah: Parameter Address High
am: Parameter Address Middle
al: Parameter Address Low
dt: Data
cc: Data Checksum

MIDI PARAMETER CHANGE TABLE (BULK CONTROL)

Group Number = 7F 1C, Model ID = 08

Address			Size	Data Range (HEX)	Parameter Name	Description	Default (HEX)	Notes
High	Mid	Low						
0E	pp	0n	1	-	Bulk Header	Live Set Sound User (pp = 0 – 39, n = 0 – 7)	-	
	7F	00	1	-		Current Sound Buffer	-	
0F	pp	0n	1	-	Bulk Footer	Live Set Sound User (pp = 0 – 39, n = 0 – 7)	-	
	7F	00	1	-		Current Sound Buffer	-	

SYSTEM

System Common

Group Number = 7F 1C, Model ID = 08

Address			Size	Data Range	Parameter Name	Description	Default (HEX)	Notes
High	Mid	Low						
20	00	00	1		reserved			
		01	1		reserved			
		02	4	00 – 00 00 – 07 00 – 0F 00 – 0F	Master Tune	-102.4 – +102.3 [cent] 1st bit3-0: bit15-12 2nd bit3-0: bit11-8 3rd bit3-0: bit 7-4 4th bit3-0: bit 3-0	00 04 00 00	
		06	1	3D – 43	Keyboard Octave Shift	-3 – 0 – +3	40	
		07	1	34 – 4C	Keyboard Transpose	-12 – +12 [semitones]	40	
		08	1	00 – 01	Controller Reset	Hold, Reset	01	
		09	1	00 – 01	Local Switch	Off, On	01	
		0A	1	00 – 0F, 7F	Tx Channel	1 – 16, Off	00	
		0B	1	00 – 10	Rx Channel	1 – 16, All	00	
		0C	1	00 – 02	MIDI Control	Off, On, Invert	00	
		0D	1	00 – 01	Section SW Mode	Realtime, Next Key	00	
		0E	1	38 – 48	Output Gain	-24 – 0 – +24 [dB]	40	In 3 dB increments
		0F	1		reserved			
		10	1	00 – 04	Keyboard Velocity Curve	Normal, Soft, Hard, Wide, Fixed	00	
		11	1	01 – 7F	Keyboard Fixed Velocity	1 – 127	40	
		12	1	00 – 01	Transmit/Receive Bank Select	Off, On	01	
		13	1	00 – 01	Transmit/Receive Program Change	Off, On	01	
		14	1		reserved			
		15	1	00 – 01	MIDI In/Out	USB Thru, In/Out	01	
		16	1	00 – 01	USB In/Out	Off, On	01	
		17	1		reserved			
		18	1		reserved			
		19	1	00 – 01	Display Lights Ins Effect	Off, On	01	
		1A	1	00 – 01	Display Lights Section	Off, On	01	
		1B	1	00 – 01	Display Lights LCD	Off, On	01	
		1C	1		reserved			
		1D	1		reserved			
		1E	1	00 – 01	Value Indication	Off, On	01	
		1F	1		reserved			
		20	1	00 – 01	SW Direction	Default, Reverse	00	
		21	1		reserved			
		22	1	01 – 3F	LCD Contrast	1 – 63	20	
		23	1	00 – 01	Panel Lock Live Set	Off, On	01	
		24	1	00 – 01	Panel Lock Section	Off, On	01	
		25	1	00 – 01	Panel Lock Effect	Off, On	01	
		26	1	00 – 01	Panel Lock Master EQ	Off, On	01	

Address			Size	Data Range	Parameter Name	Description	Default (HEX)	Notes
High	Mid	Low						
		27	1		reserved			
		28	1	00 – 01	Section Hold	Disable, Enable	00	
		29	1	00 – 01	Live Set View Mode	Close, Keep	00	
		2A	1	00 – 27	Power On Page	1 – 40	00	
		2B	1	00 – 07	Power On Sound	1 – 8	00	
		2C	1	00 – 79	FS Control Number	Off, 1 – 118, 119 (Live Set Inc), 120 (Live Set Dec), 121 (Tempo Delay Tap Tempo)	77	
		2D	1		reserved			
		2E	1	00 – 7F	USB Audio Volume	0 – 127	40	
		2F	1	00 – 02	Sustain Pedal Select	FC3 Half On, FC3 HalfOff, FC4/5	00	

TOTAL SIZE = 48

30 (HEX)

System MEQ

Group Number = 7F 1C, Model ID = 08

Address			Size	Data Range	Parameter Name	Description	Default (HEX)	Notes
High	Mid	Low						
20	40	00	1	34 – 4C	EQ Gain1	-12dB – +12dB	40	
		01	1		reserved			
		02	1		reserved			
		03	1		reserved			
		04	1		reserved			
		05	1		reserved			
		06	1		reserved			
		07	1		reserved			
		08	1	34 – 4C	EQ Gain3	-12dB – +12dB	40	
		09	1	0E – 36	EQ Frequency3	100Hz – 10kHz	1C	
		0A	1		reserved			
		0B	1		reserved			
		0C	1		reserved			
		0D	1		reserved			
		0E	1		reserved			
		0F	1		reserved			
		10	1	34 – 4C	EQ Gain5	-12dB – +12dB	40	
		11	1		reserved			
		12	1		reserved			
		13	1	00 – 01	EQ On/Off	Off, On	00	

TOTAL SIZE = 20

14 (HEX)

Soundmondo Format Version

Group Number = 7F 1C, Model ID = 08

Address			Size	Data Range	Parameter Name	Description	Default (HEX)	Notes
High	Mid	Low						
00	7F	00	1	00 – 7F	Soundmondo Format Version Major		01	
			1	00 – 7F	Soundmondo Format Version Minor		04	
			1	00 – 7F	Soundmondo Format Version Bugfix		00	
			1		reserved		00	

TOTAL SIZE = 4

04 (HEX)

LIVE SET SOUND

Live Set Sound Common

Group Number = 7F 1C, Model ID = 08

Address			Size	Data Range	Parameter Name	Description	Default (HEX)	Notes
High	Mid	Low						
46	00	00	1	20 – 7F	Live Set Sound Name 1	32 – 127 (ASCII)	49	'l'
		01	1	20 – 7F	Live Set Sound Name 2	32 – 127 (ASCII)	6E	'n'
		02	1	20 – 7F	Live Set Sound Name 3	32 – 127 (ASCII)	69	'i'
		03	1	20 – 7F	Live Set Sound Name 4	32 – 127 (ASCII)	74	't'
		04	1	20 – 7F	Live Set Sound Name 5	32 – 127 (ASCII)	20	''
		05	1	20 – 7F	Live Set Sound Name 6	32 – 127 (ASCII)	53	'S'
		06	1	20 – 7F	Live Set Sound Name 7	32 – 127 (ASCII)	6F	'o'
		07	1	20 – 7F	Live Set Sound Name 8	32 – 127 (ASCII)	75	'u'
		08	1	20 – 7F	Live Set Sound Name 9	32 – 127 (ASCII)	6E	'n'
		09	1	20 – 7F	Live Set Sound Name 10	32 – 127 (ASCII)	64	'd'
		0A	1	20 – 7F	Live Set Sound Name 11	32 – 127 (ASCII)	20	
		0B	1	20 – 7F	Live Set Sound Name 12	32 – 127 (ASCII)	20	
		0C	1	20 – 7F	Live Set Sound Name 13	32 – 127 (ASCII)	20	
		0D	1	20 – 7F	Live Set Sound Name 14	32 – 127 (ASCII)	20	
		0E	1	20 – 7F	Live Set Sound Name 15	32 – 127 (ASCII)	20	
		0F	1	02	Bulk Format Version	2	02	Fixed to 2
		10	1		reserved			
		11	1	00 – 01	Zone Mode Switch	Off, On	00	
		12	1	00 – 01	Advanced Zone Mode Switch	Off, On	00	
		13	1	00 – 01	Live Set EQ Mode Switch	Off, On	00	
		14	1	00 – 3F, 41, 43 – 77	Modulation Lever Assign	0 – 63, 65, 67 – 118, 119 (USB Audio Volume)	01	Cannot select sustain (64) or sostenuto (66)
		15	1	34 – 4C	TG Transpose	-12 – +12	40	
		16	1	01 – 7F	Split Point	C#-2 – G8	37	
		17	1	00 – 7F	Modulation Lever Limit Low	0 – 127	00	
		18	1	00 – 7F	Modulation Lever Limit High	0 – 127	7F	
		19	1	00 – 3F, 41, 43 – 77	FC1 Assign	0 – 63, 65, 67 – 118, 119 (USB Audio Volume)	0B	Cannot select sustain (64) or sostenuto (66)
		1A	1	00 – 3F, 41, 43 – 77	FC2 Assign	0 – 63, 65, 67 – 118, 119 (USB Audio Volume)	04	Cannot select sustain (64) or sostenuto (66)
		1B	1	00 – 7F	FC1 Limit Low	0 – 127	00	
		1C	1	00 – 7F	FC1 Limit High	0 – 127	7F	
		1D	1	00 – 7F	FC2 Limit Low	0 – 127	00	
		1E	1	00 – 7F	FC2 Limit High	0 – 127	7F	
		1F	1		reserved			
		20	1	00 – 03	Depth Knob Section Select	All, Piano, E.Piano, Sub	00	
		21	1	00 – 7F	Piano Touch Sensitivity Depth	0 – 127	40	
		22	1	00 – 7F	E.Piano Touch Sensitivity Depth	0 – 127	40	
		23	1	00 – 7F	Sub Touch Sensitivity Depth	0 – 127	40	
		24	1	00 – 01	Delay Switch	Off, On	01	
		25	1	00 – 02	Delay Type	Analog, Digital, Tempo	00	

Address			Size	Data Range	Parameter Name	Description	Default (HEX)	Notes
High	Mid	Low						
		26	1	00 – 7F	Delay Feedback	0 – 127	40	
		27	1	00 – 7F	Delay Time	0 – 127	40	
		28	1	00 – 01	Reverb Switch	Off, On	01	
		29	1	00 – 7F	Piano Touch Sensitivity Offset	0 – 127	40	
		2A	1	00 – 7F	E.Piano Touch Sensitivity Offset	0 – 127	40	
		2B	1	00 – 7F	Reverb Time	0 – 127	40	
		2C	1	00 – 7F	Sub Touch Sensitivity Offset	0 – 127	40	
		2D	1	00 – 7F	Piano Pitch Modulation Speed	0 – 127	40	
		2E	1	00 – 7F	E.Piano Pitch Modulation Speed	0 – 127	40	
		2F	1	00 – 7F	Sub Pitch Modulation Speed	0 – 127	40	

TOTAL SIZE = 48

30 (HEX)

Live Set Sound Additional

Group Number = 7F 1C, Model ID = 08

Address			Size	Data Range	Parameter Name	Description	Default (HEX)	Notes
High	Mid	Low						
46	01	00	1		reserved			
		01	1	00 – 0E	Tempo Delay Time	1/32 Tri., 1/64 Dot., 1/32, 1/16 Tri., 1/32 Dot., 1/16, 1/8 Tri., 1/16 Bot, 1/8, 1/4 Tri., 1/8 Dot., 1/4, 1/2 Tri., 1/4 Dot., 1/2	0B	
		02	2	01 – 12 00 – 7F	Tempo	42.0 – 240.0	07 04	
		04	1		reserved			
		05	1		reserved			
		06	1		reserved			
		07	1		reserved			
		08	1		reserved			
		09	1		reserved			
		0A	1		reserved			
		0B	1		reserved			
		0C	1		reserved			
		0D	1		reserved			
		0E	1		reserved			
		0F	1		reserved			

TOTAL SIZE = 16

10 (HEX)

ZONE

Group Number = 7F 1C, Model ID = 08

Address			Size	Data Range	Parameter Name	Description	Default (HEX)	Notes
High	Mid	Low						
4A	zz	00	1	00 – 01	Zone Switch	off, on	00 – 01	With the default settings, only the Zone 1 is set to "on."
		01	1	00 – 0F	Transmit Channel	Ch1 – 16	00 – 03	Default settings: Zone1(0) Zone2(1) Zone3(2) Zone4(3)
		02	1	3D – 43	Transpose (Octave)	-3 – +3	40	
		03	1	35 – 4B	Transpose (Semitone)	-11 – +11	40	
		04	1	00 – 7F	Note Limit Low	C-2 – G8	00	The upper limit will be determined with "Note Limit High."
		05	1	00 – 7F	Note Limit High	C-2 – G8	7F	The Lower limit will be determined with "Note Limit Low."
		06	1		reserved			
		07	1	00 – 7F	MIDI Volume	0 – 127	64	
		08	1	00 – 7F	MIDI Pan	L64 – C – R63	40	
		09	1	00 – 7F	MIDI Bank MSB	000 – 127	00	
		0A	1	00 – 7F	MIDI Bank LSB	000 – 127	00	
		0B	1	00 – 7F	MIDI Program Number	001 – 128	00	
		0C	1	00 – 1F	Transmit Bank Select Transmit Program Change Transmit Volume Transmit Pan Transmit Note	bit0: off, on Bank Select bit1: off, on Program Change bit2: off, on Volume bit3: off, on Pan bit4: off, on Note	1F	CC#11 (Expression) will not be transmitted when the Volume is set to "off."
		0D	1	00 – 3F	Transmit PB Transmit MW Transmit FC1 Transmit FC2 Transmit FS Transmit Sus	bit0: off, on PB bit1: off, on MW bit2: off, on FC1 bit3: off, on FC2 bit4: off, on FS bit5: off, on Sus	3F	
		0E	1		reserved			
		0F	1		reserved			

TOTAL SIZE = 16 10 (HEX)

zz = Zone Number
00 – 03 (HEX)

SECTION

Section Common

Group Number = 7F 1C, Model ID = 08

Address			Size	Data Range	Parameter Name	Description	Default (HEX)	Notes
High	Mid	Low						
50	Op	00	1	00 – 0B	Current Category		00	
		01	1	00 – 7F	Category 1 Voice Number		00	
		02	1	00 – 7F	Category 2 Voice Number		00	
		03	1	00 – 7F	Category 3 Voice Number		00	
		04	1	00 – 7F	Category 4 Voice Number		00	
		05	1	00 – 7F	Advanced Sound Mode Voice Number		00	For 7F, Advanced Sound Mode Extra Voice Number added to the value is used as a voice number
		06	1	00 – 01	Advanced Sound Mode Switch	Off, On	00	
		07	1	00 – 01	Section Switch	Off, On	01	
		08	1	00 – 02	Split Mode	L&R, L, R	00	
		09	1	3E – 42	Octave Shift	-2 – 0 – +2	40	
		0A	1	00 – 7F	Section Volume	0 – 127	7F (Piano), 40 (EP, Sub)	
		0B	1	00 – 7F	Tone	0 – 127	40	
		0C	1	00 – 02	Advanced Sound Mode Extra Voice Number		00	Not effective when Advanced Sound Mode Voice Number is set to a value other than 7F
		0D	1	28 – 58	Pitch Bend Range	-24 – 0 – +24	42	
		0E	1		reserved			
		0F	1	00 – 7F	Pitch Modulation Depth	0 – 127	00 (Piano, EP), 0A (Sub)	
		10	1		reserved			
		11	1	00 – 01	Receive Expression	Off, On	01	
		12	1	00 – 01	Receive Sustain	Off, On	01	
		13	1	00 – 01	Receive Sostenuto	Off, On	01	
		14	1	00 – 01	Receive Soft	Off, On	01	
		15	1		reserved			
		16	1	00 – 7F	Delay Depth	0 – 127	00	
		17	1	00 – 7F	Reverb Depth	0 – 127	00	

TOTAL SIZE = 24 18 (HEX)

Op = Section Number
00 = Piano, 01 = E.Piano, 02 = Sub

Section Specific

Group Number = 7F 1C, Model ID = 08

Address			Size	Data Range	Parameter Name	Description	Default (HEX)	Note
High	Mid	Low						
50	1p	00	1	00 – 01	Piano Damper Resonance Switch	Off, On	00	Only effective for the Piano Section
		01	1	1	Bulk Format Version	1	01	Fixed to 1
		02	1	00 – 7F	Piano Damper Resonance Damper Control	0 – 127	00	Only effective for the Piano Section
		03	1	01 – 7F	Piano Damper Resonance Dry/Wet Balance	D63<W – D<W63	19	Only effective for the Piano Section
		04	1	00 – 01	Piano Effect Switch	Off, On	00	Only effective for the Piano Section
		05	1	00 – 03	Piano Effect Type	Comp, Dist/OD, Drive, Chorus	00	Only effective for the Piano Section
		06	1	00 – 7F	Piano Effect Depth	0 – 127	40	Only effective for the Piano Section
		07	1		reserved			
		08	1	00 – 01	E.Piano Effect 1 Switch	Off, On	00	Only effective for the E.Piano Section
		09	1	00 – 05	E.Piano Effect 1 Type	A.Pan, Trem, R.Mod, T.Wah, P.Wah, Comp	00	Only effective for the E.Piano Section
		0A	1	00 – 7F	E.Piano Effect 1 Depth	0 – 127	40	Only effective for the E.Piano Section
		0B	1	00 – 7F	E.Piano Effect 1 Rate	0 – 127	40	Only effective for the E.Piano Section
		0C	1	00 – 01	E.Piano Effect 2 Switch	Off, On	00	Only effective for the E.Piano Section
		0D	1	00 – 05	E.Piano Effect 2 Type	Cho1, Cho2, Fla, Pha1, Pha2, Pha3	00	Only effective for the E.Piano Section
		0E	1	00 – 7F	E.Piano Effect 2 Depth	0 – 127	40	Only effective for the E.Piano Section
		0F	1	00 – 7F	E.Piano Effect 2 Speed	0 – 127	40	Only effective for the E.Piano Section
		10	1	00 – 01	E.Piano Drive Switch	Off, On	00	Only effective for the E.Piano Section
		11	1	00 – 7F	E.Piano Drive	0 – 127	40	Only effective for the E.Piano Section
		12	1		reserved			
		13	1		reserved			
		14	1	00 – 01	Sub Effect Switch	Off, On	00	Only effective for the Sub Section
		15	1	00 – 03	Sub Effect Type	Cho/Fla, Rotary, Trem, Dist/OD	00	Only effective for the Sub Section
		16	1	00 – 7F	Sub Effect Depth	0 – 127	40	Only effective for the Sub Section
		17	1	00 – 7F	Sub Effect Speed	0 – 127	40	Only effective for the Sub Section
		18	1	00 – 7F	Sub Attack	0 – 127	40	Only effective for the Sub Section
		19	1	00 – 7F	Sub Release	0 – 127	40	Only effective for the Sub Section
		1A	1		reserved			
		1B	1		reserved			

TOTAL SIZE = 28 1C (HEX)

1p = Section Number
10 = Piano, 11 = E.Piano, 12 = Sub

Section Additional

Group Number = 7F 1C, Model ID = 08

Address			Size	Data Range	Parameter Name	Description	Default (HEX)	Notes
High	Mid	Low						
50	2p	00	1		reserved			
		01	1	00 – 01	Mono/Poly	Mono, Poly	01	
		02	1	00 – 01	Portamento Switch	Off, On	00	Not effective when Mono/Poly is set to Poly
		03	1	00 – 7F	Portamento Time	0 - 127	40	//
		04	1	00 – 01	Portamento Mode	Fingered, Full-time	01	//
		05	1	00 – 01	Portamento Time Mode	Rate, Time	00	//
		06	1		reserved			
		07	1		reserved			
		08	1	01 – 7F	Pan	L63 – C – R63	40	
		09	1		reserved			
		0A	1		reserved			
		0B	1		reserved			
		0C	1		reserved			
		0D	1		reserved			
		0E	1		reserved			
		0F	1		reserved			

TOTAL SIZE = 16 10 (HEX)

2p = Section Number
20 = Piano, 21 = E.Piano, 22 = Sub

Function...	Transmitted	Recognized	Remarks
Basic Channel Default Changed	1 - 16 1 - 16	1 - 16 1 - 16	Memorized
Mode Default Messages Altered	3 X *****	3 X X	Memorized
Note Number : True voice	0 - 127 *****	0 - 127 0 - 127	
Velocity Note ON Note OFF	O 9nH, v=1-127 X 8nH, v=64	O 9nH, v=1-127 O 9nH, v=0 or 8nH	
After Touch Key's Ch's	X X	X X	
Pitch Bend	O	O	
Control Change	0,32 O *2 1 O 7,11,67,84 X 64 O 66 X 12-31 O *1 68,72,73 O *1 75-83,85-93 O *1 102-118 O *1 1-118 O *3	O *2 O O O *2 O *2 O *1 O *1 O *1 O *1 X	Bank Select Sustain Sw Sostenuto
Prog Change : True #	O 0 - 127 *2	O 0 - 7 *2	
System Exclusive	O	O	
Common : Song Pos. : Song Sel. : Tune	X X X	X X X	
System : Clock Real Time : Commands	X X	X X	
Aux : All Sound Off : Reset All Cntrls : Local ON/OFF Mes- : All Notes OFF sages: Active Sense : Reset	X X X X O X	O (120) O (121) X O (123-125) O X	
Notes: *1 receive/transmit if MIDI control mode is on. *2 receive/transmit if switch is on. *3 transmit if assigned to foot controllers.			

Mode 1 : OMNI ON , POLY
Mode 3 : OMNI OFF, POLY

Mode 2 : OMNI ON ,MONO
Mode 4 : OMNI OFF,MONO

O : Yes
X : No

CP 버전 1.60의 새로운 기능

Yamaha는 CP 펌웨어를 업그레이드하여 다음과 같은 새로운 기능들을 추가했습니다.

본 설명서는 악기와 함께 제공되는 사용설명서에 추가되거나 변경된 사항을 설명합니다.

- SETTINGS에 “Mono/Poly”, “Portamento”, “Pan” 파라미터가 새로 추가되었습니다. 이러한 기능은 각 Voice 섹션(“Piano”, “E.Piano”, “Sub”)에서 선택할 수 있습니다. SETTINGS에 새로운 “Sound” 기능이 포함되고 새로운 설정이 추가되었습니다.
- “Touch Sensitivity” 파라미터가 “Sound”로 옮겨졌습니다.

기존과 신규 트리 다이어그램 간 비교

·V1.50

Settings

- └ Function
- └ Master Keyboard
- └ Advanced Mode SW
- └ Touch Sensitivity
- └ Controllers
- └ Name

·V1.60


Settings

- └ Sound
 - └ Piano / E.Piano / Sub
 - └ Mono/Poly
 - └ Portamento
 - └ Touch Sensitivity
 - └ Pan
- └ Function
- └ Master Keyboard
- └ Advanced Mode SW
- └ Controllers
- └ Name

새로 추가된 SETTINGS 파라미터: “Mono/Poly” 및 “Portamento”

Mono/Poly

[SETTINGS] 버튼 → [Sound] → 설정할 Voice 섹션 선택 → [Mono/Poly]

“Mono/Poly”는 각 Voice 섹션(“Piano”, “E.Piano”, “Sub”)에서 선택할 수 있습니다.
“Mono”로 설정하면  아이콘이 상단 화면의 섹션 이름(P, E, S) 우측에 표시됩니다.



Portamento

[SETTINGS] 버튼 → [Sound] → 설정할 Voice 섹션 선택 → [Portamento]

“Mono/Poly”를 “Mono”로 설정한 경우에만 “Portamento”를 설정할 수 있습니다.

주
포르타멘토 이펙트는 일부 음색(어쿠스틱 피아노, 일렉트릭 피아노 등)에는 적용되지 않습니다.

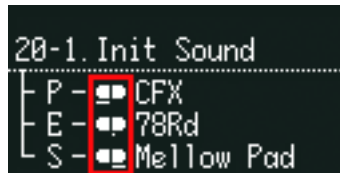
기능 이름	설명
Switch	포르타멘토 이펙트를 적용할지(On) 또는 적용하지 않을지(Off) 결정합니다. 기본값: Off
Time	포르타멘토 이펙트가 음 간 피치를 변경하는 데 소요되는 시간(속도)을 결정합니다. 설정: 0 – 127 기본값: 64
Mode	건반 연주 방식에 따라 포르타멘토 이펙트를 어떻게 적용할지 결정합니다. <ul style="list-style-type: none">• Full-time: 포르타멘토 이펙트가 항상 적용됩니다.• Fingered: 레가토 기법(이전 건반을 여전히 누른 상태에서 다른 건반 연주)을 사용할 때에만 포르타멘토 이펙트가 적용됩니다. 기본값: Full-time
Time Mode	포르타멘토 피치 변화에 대한 시간 표준을 결정합니다. <ul style="list-style-type: none">• Rate: 피치가 음향(음) 간 거리에 해당하는 속도로 변합니다. 두 음향 간 피치가 멀리 떨어질수록 시간이 길어집니다.• Time: 두 음향 간 피치 거리와는 상관없이 특정 시간 동안 피치가 변합니다. 기본값: Rate

새로 추가된 SETTINGS 파라미터: “Pan”

[SETTINGS] 버튼 → [Sound] → 설정할 Voice 섹션 선택 → [Pan]

“Pan”은 각 Voice 섹션(“Piano”, “E.Piano”, “Sub”)에서 선택할 수 있으며 L63 ~ C ~ R63 범위에서 설정할 수 있습니다.

“C” 이외의 다른 값으로 설정하면 스플릿 표시에 막대가 표시됩니다.



CP 버전 1.50의 새로운 기능

Yamaha는 CP 펌웨어를 업그레이드하여 다음과 같은 새로운 기능들을 추가했습니다.

본 설명서는 악기와 함께 제공되는 사용설명서에 추가되거나 변경된 사항을 설명합니다.

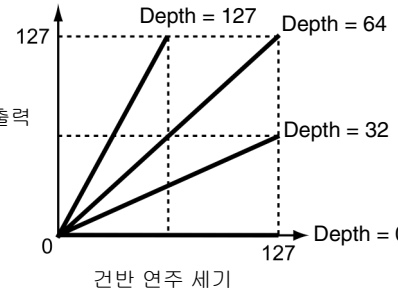
- SETTINGS에 새로운 설정 “Touch Sensitivity”가 추가되었습니다.
- 새로운 Voice가 추가되었습니다.
- 새로운 Live Set Sound가 추가되었습니다.

새로 추가된 SETTINGS 파라미터: “Touch Sensitivity”

[SETTINGS] → 인코더 다이얼을 사용하여 Touch Sensitivity 선택 → [ENTER]

SETTINGS에 Touch Sensitivity가 추가되었습니다.
Touch Sensitivity 기능은 각 Voice 섹션 에서 선택할 수 있습니다.

Touch Sensitivity

파라미터 이름		설명
Piano	Depth	<p>이 파라미터는 현재 Voice 섹션에 대해 건반 연주 세기가 톤 제너레이터로 출력되는 실제 세기에 어떠한 영향을 주는지 선택하는데 사용됩니다. 아래 그래프에서와 같이 설정값이 커지면 연주 세기 변화에 따라 출력 세기의 변화 정도가 커집니다(예: 그래프의 경사가 더욱 급해짐). 0의 값을 설정하면 출력 세기는 다른 연주 세기의 영향을 전혀 받지 않기 때문에 오르간과 비슷한 응답을 얻을 수 있고, 여기에서는 연주 세기가 출력 되는 음향에 사실 전혀 영향을 주지 않습니다.</p> <p>설정: 0~127</p> <p>기본값: 64</p> <p>Offset(아래)이 64로 설정된 경우:</p>  <p>톤 제너레이터로 출력되는 실제 세기</p> <p>건반 연주 세기</p>

파라미터 이름		설명
Piano	Offset	<p>이 파라미터는 현재 Voice 섹션에 대해 톤 제너레이터로 출력되는 모든 세기를 올리거나 내리는데 사용됩니다.</p> <p>그래프에서와 같이 설정값에서 64를 차감하고 결과를 두 배로 하면 실제출력 속도 조절량을 결정할 수 있습니다. 그러나 이 결과 나타나는 출력 세기가 1 미만인 경우 값 1이 사용됩니다. 이와 비슷하게 출력 세기가 127 보다 크면 값 127이 사용됩니다.</p> <p>설정: 0~127</p> <p>기본값: 64</p> <div style="display: flex; justify-content: space-around;"> <div style="text-align: center;"> <p>Depth(위) = 64 및 Offset = 32 인 경우</p> </div> <div style="text-align: center;"> <p>Depth(위) = 64 및 Offset = 96 인 경우</p> </div> </div> <div style="text-align: center; margin-top: 20px;"> <p>Depth(위) = 64 및 Offset = 64 인 경우</p> </div>
E.Piano	Depth	(Piano Depth 에서 설명한 것과 동일한 기능)
	Offset	(Piano Offset 에서 설명한 것과 동일한 기능)
Sub	Depth	(Piano Depth 에서 설명한 것과 동일한 기능)
	Offset	(Piano Offset 에서 설명한 것과 동일한 기능)

새로 추가된 Voice

이번 CP 업데이트로 21개의 Voice가 새로 추가됩니다().

Voice 목록

Section	Category	No.	Voice	CC No.
PIANO	Grand Piano	01	CFX	1
		02	Imperial	2
		03	S700	3
		04	Digi Piano	4
		05	C7	58
		06	CF3	92
		07	Nashville C3	95
		08	Live CF3	96
		09	Hamburg Grand	107
	Upright Piano	01	U1	5
		02	SU7	6
		03	Felt Piano	108
	CP	01	CP80 1	7
		02	CP80 2	8
	Layered Piano	01	Piano Strings	9
		02	Piano Synth	10
E.PIANO	Rd	01	78Rd	11
		02	75Rd Funky	12
		03	73Rd	13
		04	67Rd Dark	59
		05	67Rd Bright	60
		06	73Rd Studio	93
		07	74Rd Stage	94
	Wr	01	Wr Warm	14
		02	Wr Bright	15
		03	Wr Wide	61
	Clv	01	Clavi B	16
		02	Clavi S	17
		03	Harpsichord	18
	DX	01	DX Legend	19
		02	DX Woody	20
		03	DX FTine	21
		04	DX 7 II	22
		05	DX Mellow	23
		06	DX Crisp	24
		07	DX Crisp	24
SUB	Pad/Strings	01	Mellow Pad	25
		02	Spectrum	26
		03	Back Pad	27
		04	Air Choir	28
		05	Natural Str	29
		06	Warm Strings	30
		07	OB Strings	31
		08	Section Str	32
		09	Fat Saw Pad	62
		10	Noble Pad	63
		11	Pop Pad	64
		12	Analog Pad	65
		13	Itopia	66
		14	Marcato Str	67
		15	Slow Str	68
		16	Tape Str	69
		17	Oct Syn Str	70
		18	Angel Pad	97
		19	Mystic Pad	98
		20	JP Strings	99
		21	Pop Syn Str	100
		22	Fast Strings	101
		23	Pizzicato	102
		24	Dark Light	109
		25	Digi Pad	110
		26	Lite Strings	111
		27	Unison Str	112
		28	Violin	113
		29	Cello	114

Section	Category	No.	Voice	CC No.
SUB	Organ	01	Bright Bars	33
		02	Click Organ	34
		03	Draw Organ 1	35
		04	All Bars Out	36
		05	Draw Organ 2	37
		06	60s Combo	38
		07	Compact	39
		08	Panther	40
		09	Pipe Organ 1	41
		10	Pipe Organ 2	42
		11	Accordion	103
		12	Musette	115
	Chromatic Perc.	01	Glocken	43
		02	Vibraphone	44
		03	Xylophone	45
		04	Marimba	46
		05	Brightness	47
		06	Nice Bell	48
		07	Stack Bell	49
		08	Jazz Vibes	71
		09	Marimba 2	72
		10	Kalimba	73
		11	Heaven Bell	74
	Others	01	Syn Lead 1	50
		02	Syn Lead 2	51
		03	Syn Bass	52
		04	E.Bass	53
		05	A.Bass	54
		06	Steel Gt	55
		07	Clean Gt	56
		08	Syn Brass	57
		09	Sine Lead	75
		10	Sync Saw	76
		11	Dirty Hook	77
		12	Classic Mini	78
		13	Funky Mini	79
		14	Nu Mini	80
		15	80s Pop Bass	81
		16	Sub Bass	82
		17	Unison Bass	83
		18	Finger Bass	84
		19	Brass	85
		20	Syn Brass 2	86
		21	OB Brass 1	87
		22	OB Brass 2	88
		23	Jazz Flute	89
		24	Tape Flute	90
		25	Harmonica	91
		26	Classic Gt	104
		27	Steel Gt 2	105
		28	Sf. Brass	106
		29	12Strings Gt	116
		30	Clean Gt 2	117
		31	Syn Brass 3	118
		32	Horn	119
		33	Sax Section	120
		34	Soprano Sax	121
		35	Alto Sax	122
		36	Tenor Sax	123
		37	Baritone Sax	124
		38	Soft Square	125
		39	Calliope Lead	126
		40	1o1 Bass	127

새로 추가된 Live Set Sound

이번 CP 업데이트로 새로운 Live Set Sound가 추가됩니다().

Live Set Sound 목록

Page	No	Name	Split Point	Section	Voice Name	MSB	LSB	PC
1	1	Natural CFX	G2	Piano	CFX	63	0	1
				E.Piano	-			
				Sub	-			
1	2	NaturalImperial	G2	Piano	Imperial	63	0	2
				E.Piano	-			
				Sub	-			
1	3	Jazz S700	G2	Piano	S700	63	0	3
				E.Piano	-			
				Sub	-			
1	4	Rock Upright	G2	Piano	U1	63	0	4
				E.Piano	-			
				Sub	-			
1	5	Simple 78	G2	Piano	-	63	0	5
				E.Piano	78Rd			
				Sub	-			
1	6	Funky Tines	G2	Piano	-	63	0	6
				E.Piano	75Rd Funky			
				Sub	-			
1	7	Tremolo Wr	G2	Piano	-	63	0	7
				E.Piano	Wr Warm			
				Sub	-			
1	8	Clavi B Amped	G2	Piano	-	63	0	8
				E.Piano	Clavi B			
				Sub	-			
2	1	CFX+DX Legend	G2	Piano	CFX	63	1	1
				E.Piano	DX Legend			
				Sub	-			
2	2	A.Bass/78Rd	G2	Piano	U1	63	1	2
				E.Piano	78Rd			
				Sub	A.Bass			
2	3	80s El Grand	G2	Piano	CP80 1	63	1	3
				E.Piano	-			
				Sub	-			
2	4	Brite Pop 8ve	G2	Piano	Digi Piano	63	1	4
				E.Piano	DX Legend			
				Sub	OB Strings			
2	5	E.Bass/78Rd	G2	Piano	-	63	1	5
				E.Piano	78Rd			
				Sub	E.Bass			
2	6	Driven Wr+Pad	G2	Piano	-	63	1	6
				E.Piano	Wr Warm			
				Sub	Warm Strings			
2	7	Imperial + Str	G2	Piano	Imperial	63	1	7
				E.Piano	-			
				Sub	Section Str			
2	8	Ghostly U1	G2	Piano	U1	63	1	8
				E.Piano	Wr Warm			
				Sub	-			
3	1	Rock Grand	G2	Piano	CFX	63	2	1
				E.Piano	-			
				Sub	-			
3	2	S700 + Pad	G2	Piano	S700	63	2	2
				E.Piano	-			
				Sub	OB Strings			
3	3	MonoCmp CFX	G2	Piano	CFX	63	2	3
				E.Piano	-			
				Sub	-			
3	4	Lo Fi Grand	G2	Piano	CFX	63	2	4
				E.Piano	-			
				Sub	-			
3	5	Piano Grind Pad	G2	Piano	Piano Synth	63	2	5
				E.Piano	73Rd			
				Sub	Mellow Pad			
3	6	Lush Love	G2	Piano	Imperial	63	2	6
				E.Piano	78Rd			
				Sub	Brightness			

Page	No	Name	Split Point	Section	Voice Name	MSB	LSB	PC
3	7	Big S700	G2	Piano	S700	63	2	7
				E.Piano	73Rd			
				Sub	OB Strings			
3	8	Piano Scape	G2	Piano	Imperial	63	2	8
				E.Piano	DX Legend			
				Sub	Mellow Pad			
4	1	Compressed CFX	G2	Piano	CFX	63	3	1
				E.Piano	-			
				Sub	-			
4	2	Kinda Squashed	G2	Piano	Imperial	63	3	2
				E.Piano	-			
				Sub	-			
4	3	Layered CFX	G2	Piano	CFX	63	3	3
				E.Piano	75Rd Funky			
				Sub	Mellow Pad			
4	4	Chorus CFX	G2	Piano	CFX	63	3	4
				E.Piano	-			
				Sub	-			
4	5	Upright	G2	Piano	U1	63	3	5
				E.Piano	-			
				Sub	-			
4	6	A Tacky Piano	G2	Piano	SU7	63	3	6
				E.Piano	75Rd Funky			
				Sub	Brightness			
4	7	HonkyTonk Piano	G2	Piano	U1	63	3	7
				E.Piano	-			
				Sub	-			
4	8	Old Record	G2	Piano	U1	63	3	8
				E.Piano	-			
				Sub	-			
5	1	Case 73	G2	Piano	-	63	4	1
				E.Piano	73Rd			
				Sub	-			
5	2	Chimin' Tines	G2	Piano	Digi Piano	63	4	2
				E.Piano	78Rd			
				Sub	Glocken			
5	3	Slow Phase	G2	Piano	-	63	4	3
				E.Piano	73Rd			
				Sub	-			
5	4	73 Tines OD	G2	Piano	-	63	4	4
				E.Piano	73Rd			
				Sub	-			
5	5	Fast Phaser	G2	Piano	-	63	4	5
				E.Piano	75Rd Funky			
				Sub	-			
5	6	Ampy Funk	G2	Piano	-	63	4	6
				E.Piano	75Rd Funky			
				Sub	-			
5	7	Wet Phase	G2	Piano	-	63	4	7
				E.Piano	78Rd			
				Sub	-			
5	8	78 & Pad	G2	Piano	-	63	4	8
				E.Piano	78Rd			
				Sub	Mellow Pad			
6	1	Wr Bright	G2	Piano	-	63	5	1
				E.Piano	Wr Bright			
				Sub	-			
6	2	Wr Comp	G2	Piano	-	63	5	2
				E.Piano	Wr Warm			
				Sub	-			
6	3	Clavi B	G2	Piano	-	63	5	3
				E.Piano	Clavi B			
				Sub	-			
6	4	Driven S	G2	Piano	-	63	5	4
				E.Piano	Clavi S			
				Sub	-			

Page	No	Name	Split Point	Section	Voice Name	MSB	LSB	PC
6	5	Clavi Wah Dist	G2	Piano	-	63	5	5
				E.Piano	Clavi B			
				Sub	-			
6	6	Squeeze B	G2	Piano	-	63	5	6
				E.Piano	Clavi B			
				Sub	-			
6	7	Long Chorus S	G2	Piano	-	63	5	7
				E.Piano	Clavi S			
				Sub	-			
6	8	Rock Wr w/Ba	G2	Piano	Digi Piano	63	5	8
				E.Piano	Wr Bright			
				Sub	E.Bass			
7	1	CP80 Comp	G2	Piano	CP80 1	63	6	1
				E.Piano	-			
				Sub	-			
7	2	Natural CP80	G2	Piano	CP80 2	63	6	2
				E.Piano	-			
				Sub	-			
7	3	Chorus Legend	G2	Piano	-	63	6	3
				E.Piano	DX Legend			
				Sub	-			
7	4	Chorus FTine	G2	Piano	-	63	6	4
				E.Piano	DX FTine			
				Sub	Mellow Pad			
7	5	Chorus 7II	G2	Piano	-	63	6	5
				E.Piano	DX 7 II			
				Sub	-			
7	6	Legend + Pad	G2	Piano	-	63	6	6
				E.Piano	DX Legend			
				Sub	OB Strings			
7	7	SynBass/DXEP	G2	Piano	-	63	6	7
				E.Piano	DX Mellow			
				Sub	Syn Bass			
7	8	Digi DX Pads	G2	Piano	Digi Piano	63	6	8
				E.Piano	DX Legend			
				Sub	Mellow Pad			
8	1	Bright Bars	G2	Piano	-	63	7	1
				E.Piano	-			
				Sub	Bright Bars			
8	2	All Bars Out	G2	Piano	-	63	7	2
				E.Piano	-			
				Sub	All Bars Out			
8	3	PipeOrgan1	G2	Piano	-	63	7	3
				E.Piano	-			
				Sub	Pipe Organ 1			
8	4	PipeOrgan2	G2	Piano	-	63	7	4
				E.Piano	-			
				Sub	Pipe Organ 2			
8	5	The Red Combo	G2	Piano	-	63	7	5
				E.Piano	-			
				Sub	60s Combo			
8	6	Italian Combo	G2	Piano	-	63	7	6
				E.Piano	-			
				Sub	Compact			
8	7	Aggro Syn Pad	G2	Piano	-	63	7	7
				E.Piano	78Rd			
				Sub	Panther			
8	8	RdBa/60sCombo	G2	Piano	-	63	7	8
				E.Piano	78Rd			
				Sub	60s Combo			
9	1	Strings1	G2	Piano	-	63	8	1
				E.Piano	-			
				Sub	Natural Str			
9	2	Strings2	G2	Piano	-	63	8	2
				E.Piano	-			
				Sub	Section Str			
9	3	Synth Pad1	G2	Piano	-	63	8	3
				E.Piano	-			
				Sub	Mellow Pad			
9	4	Synth Pad2	G2	Piano	-	63	8	4
				E.Piano	-			
				Sub	Warm Strings			
9	5	Vibraphone	G2	Piano	-	63	8	5
				E.Piano	-			
				Sub	Vibraphone			
9	6	Nice Bell	G2	Piano	-	63	8	6
				E.Piano	-			
				Sub	Nice Bell			

Page	No	Name	Split Point	Section	Voice Name	MSB	LSB	PC
9	7	Syn Brass	G2	Piano	-	63	8	7
				E.Piano	-			
				Sub	Syn Brass			
9	8	Syn Lead1	G2	Piano	-	63	8	8
				E.Piano	78Rd			
				Sub	Syn Lead 1			
10	1	Harpsichord	G2	Piano	-	63	9	1
				E.Piano	Harpsichord			
				Sub	-			
10	2	Electric Harpsi	G2	Piano	-	63	9	2
				E.Piano	Harpsichord			
				Sub	-			
10	3	Pipes Rd PBMW	G2	Piano	Digi Piano	63	9	3
				E.Piano	78Rd			
				Sub	Pipe Organ 2			
10	4	Funky w/RdBass	G2	Piano	CP80 1	63	9	4
				E.Piano	78Rd			
				Sub	Marimba			
10	5	Rough Lead	G2	Piano	CP80 2	63	9	5
				E.Piano	78Rd			
				Sub	Back Pad			
10	6	Clavi Syn Wah	G2	Piano	-	63	9	6
				E.Piano	Clavi B			
				Sub	Syn Lead 1			
10	7	Chimin' Crs	G2	Piano	Digi Piano	63	9	7
				E.Piano	75Rd Funky			
				Sub	Glocken			
10	8	Brite Pop	G2	Piano	Digi Piano	63	9	8
				E.Piano	DX Legend			
				Sub	OB Strings			
11	1	Back to 60s SP	G2	Piano	-	63	10	1
				E.Piano	67Rd Dark			
				Sub	-			
11	2	80s Piano JG	G2	Piano	C7	63	10	2
				E.Piano	78Rd			
				Sub	-			
11	3	NaturalWrWideJG	G2	Piano	-	63	10	3
				E.Piano	Wr Wide			
				Sub	-			
11	4	Chorused67Rd SP	G2	Piano	-	63	10	4
				E.Piano	67Rd Bright			
				Sub	-			
11	5	R&B Ballad NS	G2	Piano	-	63	10	5
				E.Piano	67Rd Dark			
				Sub	-			
11	6	Squashed C7 NS	G2	Piano	C7	63	10	6
				E.Piano	-			
				Sub	-			
11	7	WrWideChorus SP	G2	Piano	-	63	10	7
				E.Piano	Wr Wide			
				Sub	-			
11	8	Driven 67Rd JG	G2	Piano	-	63	10	8
				E.Piano	67Rd Bright			
				Sub	-			
12	1	CFX + Slow Str	G2	Piano	CFX	63	11	1
				E.Piano	-			
				Sub	Slow Str			
12	2	C7 + Noble Pad	G2	Piano	C7	63	11	2
				E.Piano	-			
				Sub	Noble Pad			
12	3	78Rd+AnalogPad	G2	Piano	-	63	11	3
				E.Piano	78Rd			
				Sub	Analog Pad			
12	4	78Rd+OBBrass MW	G2	Piano	-	63	11	4
				E.Piano	78Rd			
				Sub	OB Brass 1			
12	5	Sync Saw/DX EP	C3	Piano	-	63	11	5
				E.Piano	DX Legend			
				Sub	Sync Saw			
12	6	Fat Saw Pad MW	G2	Piano	-	63	11	6
				E.Piano	-			
				Sub	Fat Saw Pad			
12	7	OB Brass	G2	Piano	-	63	11	7
				E.Piano	-			
				Sub	OB Brass 2			
12	8	Marcato Str	G2	Piano	-	63	11	8
				E.Piano	-			
				Sub	Marcato Str			

Page	No	Name	Split Point	Section	Voice Name	MSB	LSB	PC
13	1	73Rd Studio	G2	Piano	-	63	12	1
				E.Piano	73Rd Studio			
				Sub	-			
13	2	73Rd Chorus	G2	Piano	-	63	12	2
				E.Piano	73Rd Studio			
				Sub	-			
13	3	73Rd+AnalogPad	G2	Piano	-	63	12	3
				E.Piano	73Rd Studio			
				Sub	Analog Pad			
13	4	73Rd+AP	G2	Piano	C7	63	12	4
				E.Piano	73Rd Studio			
				Sub	-			
13	5	74Rd Stage	G2	Piano	-	63	12	5
				E.Piano	74Rd Stage			
				Sub	-			
13	6	Overdriven 74Rd	G2	Piano	-	63	12	6
				E.Piano	74Rd Stage			
				Sub	-			
13	7	CF3	G2	Piano	CF3	63	12	7
				E.Piano	-			
				Sub	-			
13	8	CF3+AnalogPad	G2	Piano	CF3	63	12	8
				E.Piano	-			
				Sub	Analog Pad			
14	1	Nashville C3	G2	Piano	Nashville C3	63	13	1
				E.Piano	-			
				Sub	-			
14	2	NVille C3 Comp	G2	Piano	Nashville C3	63	13	2
				E.Piano	-			
				Sub	-			
14	3	Fat Jazz Ballad	G2	Piano	Nashville C3	63	13	3
				E.Piano	78Rd			
				Sub	Vibraphone			
14	4	Fundamental Pad	G2	Piano	Nashville C3	63	13	4
				E.Piano	73Rd			
				Sub	Analog Pad			
14	5	Live CF3	G2	Piano	Live CF3	63	13	5
				E.Piano	-			
				Sub	-			
14	6	WestCoast CF3	G2	Piano	Live CF3	63	13	6
				E.Piano	78Rd			
				Sub	Analog Pad			
14	7	Gospel CF3	G2	Piano	Live CF3	63	13	7
				E.Piano	-			
				Sub	-			
14	8	Piano Pad CF3	G2	Piano	Live CF3	63	13	8
				E.Piano	-			
				Sub	Analog Pad			
15	1	Hamburg Grand	G2	Piano	Hamburg Grand	63	14	1
				E.Piano	-			
				Sub	-			
15	2	Ambient Hamburg	G2	Piano	Hamburg Grand	63	14	2
				E.Piano	-			
				Sub	-			
15	3	Soft Ballad H-G	G2	Piano	Hamburg Grand	63	14	3
				E.Piano	78Rd			
				Sub	-			
15	4	Romance Layer	G2	Piano	Hamburg Grand	63	14	4
				E.Piano	-			
				Sub	Slow Str			
15	5	Felt Piano	G2	Piano	Felt Piano	63	14	5
				E.Piano	-			
				Sub	-			
15	6	Night Moods	G2	Piano	Felt Piano	63	14	6
				E.Piano	67Rd Dark			
				Sub	Analog Pad			
15	7	Big MusicBox	G2	Piano	Felt Piano	63	14	7
				E.Piano	DX FTine			
				Sub	E.Bass			
15	8	All Mellow	G2	Piano	Felt Piano	63	14	8
				E.Piano	Wr Wide			
				Sub	Soft Square			

CP 버전 1.40의 새로운 기능

Yamaha는 CP 펌웨어를 업그레이드하여 다음과 같은 새로운 기능들을 추가했습니다.

본 설명서는 악기와 함께 제공되는 사용설명서에 추가되거나 변경된 사항을 설명합니다.

- 작동성이 향상되었습니다.
- 새로운 **Voice**가 추가되었습니다.
- 새로운 **Live Set Sound**가 추가되었습니다.

향상된 작동성

Voice 목록을 불러오려면 상단 화면의 Voice 선택 스위치를 길게 누르거나 더블 클릭합니다.



주

Voice 목록은 Voice 수가 5개 이하인 카테고리에 표시됩니다.

파라미터 값을 표시하는 화면에서 [Enter] 버튼을 누르면 계층의 레벨이 이전 레벨로 돌아갑니다. 그러면 계속 다른 파라미터를 설정할 수 있습니다. [EXIT] 버튼을 길게 눌러 상단 화면으로 돌아가십시오.

주

MENU 화면이 표시된 경우 [MENU] 버튼을 눌러 상단 화면으로 돌아가십시오. SETTINGS 화면이 표시된 경우 [SETTINGS] 버튼을 눌러 상단 화면으로 돌아가십시오.

새로 추가된 Voice

이번 CP 업데이트로 12개의 Voice가 새로 추가됩니다().

Voice 목록

Section	Category	No.	Voice	CC No.
PIANO	Grand Piano	01	CFX	1
		02	Imperial	2
		03	S700	3
		04	Digi Piano	4
		05	C7	58
		06	CF3	92
		07	Nashville C3	95
		08	Live CF3	96
	Upright Piano	01	U1	5
		02	SU7	6
	CP	01	CP80 1	7
		02	CP80 2	8
	Layered Piano	01	Piano Strings	9
		02	Piano Synth	10
E.PIANO	Rd	01	78Rd	11
		02	75Rd Funky	12
		03	73Rd	13
		04	67Rd Dark	59
		05	67Rd Bright	60
		06	73Rd Studio	93
		07	74Rd Stage	94
	Wr	01	Wr Warm	14
		02	Wr Bright	15
		03	Wr Wide	61
	Clv	01	Clavi B	16
		02	Clavi S	17
		03	Harpichord	18
	DX	01	DX Legend	19
		02	DX Woody	20
		03	DX FTime	21
		04	DX 7 II	22
		05	DX Mellow	23
		06	DX Crisp	24
SUB	Pad/Strings	01	Mellow Pad	25
		02	Spectrum	26
		03	Back Pad	27
		04	Air Choir	28
		05	Natural Str	29
		06	Warm Strings	30
		07	OB Strings	31
		08	Section Str	32
		09	Fat Saw Pad	62
		10	Noble Pad	63
		11	Pop Pad	64
		12	Analog Pad	65
		13	Itopia	66
		14	Marcato Str	67
		15	Slow Str	68
		16	Tape Str	69
		17	Oct Syn Str	70
		18	Angel Pad	97
		19	Mystic Pad	98
		20	JP Strings	99
		21	Pop Syn Str	100
		22	Fast Strings	101
		23	Pizzicato	102
	Organ	01	Bright Bars	33
		02	Click Organ	34
		03	Draw Organ 1	35
		04	All Bars Out	36
		05	Draw Organ 2	37
		06	60s Combo	38
		07	Compact	39
		08	Panther	40
		09	Pipe Organ 1	41
	Chromatic Perc.	01	Glocken	43
		02	Vibraphone	44

Section	Category	No.	Voice	CC No.
SUB		03	Xylophone	45
		04	Marimba	46
		05	Brightness	47
		06	Jazz Vibes	71
		07	Marimba 2	72
		08	Kalimba	73
		09	Heaven Bell	74
		10	Nice Bell	48
		11	Stack Bell	49
	Others	01	Syn Lead 1	50
		02	Syn Lead 2	51
		03	Syn Bass	52
		04	E.Bass	53
		05	A.Bass	54
		06	Steel Gt	55
		07	Clean Gt	56
		08	Syn Brass	57
		09	Sine Lead	75
		10	Sync Saw	76
		11	Dirty Hook	77
		12	Classic Mini	78
		13	Funky Mini	79
		14	Nu Mini	80
		15	80s Pop Bass	81
		16	Sub Bass	82
		17	Unison Bass	83
		18	Finger Bass	84
		19	Brass	85
		20	Syn Brass 2	86
		21	OB Brass 1	87
		22	OB Brass 2	88
		23	Jazz Flute	89
		24	Tape Flute	90
		25	Harmonica	91
		26	Classic Gt	104
		27	Steel Gt 2	105
		28	Sf. Brass	106

새로 추가된 Live Set Sound

이번 CP 업데이트로 새로운 Live Set Sound가 추가됩니다().

Live Set Sound 목록

Page	No	Name	Split Point	Section	Voice Name	MSB	LSB	PC
1	1	Natural CFX	G2	Piano	CFX	63	0	1
				E.Piano	-			
				Sub	-			
1	2	NaturalImperial	G2	Piano	Imperial	63	0	2
				E.Piano	-			
				Sub	-			
1	3	Jazz S700	G2	Piano	S700	63	0	3
				E.Piano	-			
				Sub	-			
1	4	Rock Upright	G2	Piano	U1	63	0	4
				E.Piano	-			
				Sub	-			
1	5	Simple 78	G2	Piano	-	63	0	5
				E.Piano	78Rd			
				Sub	-			
1	6	Funky Tines	G2	Piano	-	63	0	6
				E.Piano	75Rd Funky			
				Sub	-			
1	7	Tremolo Wr	G2	Piano	-	63	0	7
				E.Piano	Wr Warm			
				Sub	-			
1	8	Clavi B Amped	G2	Piano	-	63	0	8
				E.Piano	Clavi B			
				Sub	-			
2	1	CFX+DX Legend	G2	Piano	CFX	63	1	1
				E.Piano	DX Legend			
				Sub	-			
2	2	A.Bass/78Rd	G2	Piano	U1	63	1	2
				E.Piano	78Rd			
				Sub	A.Bass			
2	3	80s El Grand	G2	Piano	CP80 1	63	1	3
				E.Piano	-			
				Sub	-			
2	4	Brite Pop 8ve	G2	Piano	Digi Piano	63	1	4
				E.Piano	DX Legend			
				Sub	OB Strings			
2	5	E.Bass/78Rd	G2	Piano	-	63	1	5
				E.Piano	78Rd			
				Sub	E.Bass			
2	6	Driven Wr+Pad	G2	Piano	-	63	1	6
				E.Piano	Wr Warm			
				Sub	Warm Strings			
2	7	Imperial + Str	G2	Piano	Imperial	63	1	7
				E.Piano	-			
				Sub	Section Str			
2	8	Ghostly U1	G2	Piano	U1	63	1	8
				E.Piano	Wr Warm			
				Sub	-			
3	1	Rock Grand	G2	Piano	CFX	63	2	1
				E.Piano	-			
				Sub	-			
3	2	S700 + Pad	G2	Piano	S700	63	2	2
				E.Piano	-			
				Sub	OB Strings			
3	3	MonoCmp CFX	G2	Piano	CFX	63	2	3
				E.Piano	-			
				Sub	-			
3	4	Lo Fi Grand	G2	Piano	CFX	63	2	4
				E.Piano	-			
				Sub	-			
3	5	Piano Grind Pad	G2	Piano	Piano Synth	63	2	5
				E.Piano	73Rd			
				Sub	Mellow Pad			
3	6	Lush Love	G2	Piano	Imperial	63	2	6
				E.Piano	78Rd			
				Sub	Brightness			

3	7	Big S700	G2	Piano	S700	63	2	7
				E.Piano	73Rd			
				Sub	OB Strings			
3	8	Piano Scape	G2	Piano	Imperial	63	2	8
				E.Piano	DX Legend			
				Sub	Mellow Pad			
4	1	Compressed CFX	G2	Piano	CFX	63	3	1
				E.Piano	-			
				Sub	-			
4	2	Kinda Squashed	G2	Piano	Imperial	63	3	2
				E.Piano	-			
				Sub	-			
4	3	Layered CFX	G2	Piano	CFX	63	3	3
				E.Piano	75Rd Funky			
				Sub	Mellow Pad			
4	4	Chorus CFX	G2	Piano	CFX	63	3	4
				E.Piano	-			
				Sub	-			
4	5	Upright	G2	Piano	U1	63	3	5
				E.Piano	-			
				Sub	-			
4	6	A Tacky Piano	G2	Piano	SU7	63	3	6
				E.Piano	75Rd Funky			
				Sub	Brightness			
4	7	HonkyTonk Piano	G2	Piano	U1	63	3	7
				E.Piano	-			
				Sub	-			
4	8	Old Record	G2	Piano	U1	63	3	8
				E.Piano	-			
				Sub	-			
5	1	Case 73	G2	Piano	-	63	4	1
				E.Piano	73Rd			
				Sub	-			
5	2	Chimin' Tines	G2	Piano	Digi Piano	63	4	2
				E.Piano	78Rd			
				Sub	Glocken			
5	3	Slow Phase	G2	Piano	-	63	4	3
				E.Piano	73Rd			
				Sub	-			
5	4	73 Tines OD	G2	Piano	-	63	4	4
				E.Piano	73Rd			
				Sub	-			
5	5	Fast Phaser	G2	Piano	-	63	4	5
				E.Piano	75Rd Funky			
				Sub	-			
5	6	Ampy Funk	G2	Piano	-	63	4	6
				E.Piano	75Rd Funky			
				Sub	-			
5	7	Wet Phase	G2	Piano	-	63	4	7
				E.Piano	78Rd			
				Sub	-			
5	8	78 & Pad	G2	Piano	-	63	4	8
				E.Piano	78Rd			
				Sub	Mellow Pad			
6	1	Wr Bright	G2	Piano	-	63	5	1
				E.Piano	Wr Bright			
				Sub	-			
6	2	Wr Comp	G2	Piano	-	63	5	2
				E.Piano	Wr Warm			
				Sub	-			
6	3	Clavi B	G2	Piano	-	63	5	3
				E.Piano	Clavi B			
				Sub	-			
6	4	Driven S	G2	Piano	-	63	5	4
				E.Piano	Clavi S			
				Sub	-			

Page	No	Name	Split Point	Section	Voice Name	MSB	LSB	PC
6	5	Clavi Wah Dist	G2	Piano	-	63	5	5
				E.Piano	Clavi B			
				Sub	-			
6	6	Squeeze B	G2	Piano	-	63	5	6
				E.Piano	Clavi B			
				Sub	-			
6	7	Long Chorus S	G2	Piano	-	63	5	7
				E.Piano	Clavi S			
				Sub	-			
6	8	Rock Wr w/Ba	G2	Piano	Digi Piano	63	5	8
				E.Piano	Wr Bright			
				Sub	E Bass			
7	1	CP80 Comp	G2	Piano	CP80 1	63	6	1
				E.Piano	-			
				Sub	-			
7	2	Natural CP80	G2	Piano	CP80 2	63	6	2
				E.Piano	-			
				Sub	-			
7	3	Chorus Legend	G2	Piano	-	63	6	3
				E.Piano	DX Legend			
				Sub	-			
7	4	Chorus FTine	G2	Piano	-	63	6	4
				E.Piano	DX FTine			
				Sub	Mellow Pad			
7	5	Chorus 7II	G2	Piano	-	63	6	5
				E.Piano	DX 7 II			
				Sub	-			
7	6	Legend + Pad	G2	Piano	-	63	6	6
				E.Piano	DX Legend			
				Sub	OB Strings			
7	7	SynBass/DXEP	G2	Piano	-	63	6	7
				E.Piano	DX Mellow			
				Sub	Syn Bass			
7	8	Digi DX Pads	G2	Piano	Digi Piano	63	6	8
				E.Piano	DX Legend			
				Sub	Mellow Pad			
8	1	Bright Bars	G2	Piano	-	63	7	1
				E.Piano	-			
				Sub	Bright Bars			
8	2	All Bars Out	G2	Piano	-	63	7	2
				E.Piano	-			
				Sub	All Bars Out			
8	3	PipeOrgan1	G2	Piano	-	63	7	3
				E.Piano	-			
				Sub	Pipe Organ 1			
8	4	PipeOrgan2	G2	Piano	-	63	7	4
				E.Piano	-			
				Sub	Pipe Organ 2			
8	5	The Red Combo	G2	Piano	-	63	7	5
				E.Piano	-			
				Sub	60s Combo			
8	6	Italian Combo	G2	Piano	-	63	7	6
				E.Piano	-			
				Sub	Compact			
8	7	Aggro Syn Pad	G2	Piano	-	63	7	7
				E.Piano	78Rd			
				Sub	Panther			
8	8	RdBa/60sCombo	G2	Piano	-	63	7	8
				E.Piano	78Rd			
				Sub	60s Combo			
9	1	Strings1	G2	Piano	-	63	8	1
				E.Piano	-			
				Sub	Natural Str			
9	2	Strings2	G2	Piano	-	63	8	2
				E.Piano	-			
				Sub	Section Str			
9	3	Synth Pad1	G2	Piano	-	63	8	3
				E.Piano	-			
				Sub	Mellow Pad			
9	4	Synth Pad2	G2	Piano	-	63	8	4
				E.Piano	-			
				Sub	Warm Strings			
9	5	Vibraphone	G2	Piano	-	63	8	5
				E.Piano	-			
				Sub	Vibraphone			
9	6	Nice Bell	G2	Piano	-	63	8	6
				E.Piano	-			
				Sub	Nice Bell			

Page	No	Name	Split Point	Section	Voice Name	MSB	LSB	PC
9	7	Syn Brass	G2	Piano	-	63	8	7
				E.Piano	-			
				Sub	Syn Brass			
9	8	Syn Lead1	G2	Piano	-	63	8	8
				E.Piano	78Rd			
				Sub	Syn Lead 1			
10	1	Harpichord	G2	Piano	-	63	9	1
				E.Piano	Harpichord			
				Sub	-			
10	2	Electric Harpsi	G2	Piano	-	63	9	2
				E.Piano	Harpichord			
				Sub	-			
10	3	Pipes Rd PBMW	G2	Piano	Digi Piano	63	9	3
				E.Piano	78Rd			
				Sub	Pipe Organ 2			
10	4	Funky w/RdBass	G2	Piano	CP80 1	63	9	4
				E.Piano	78Rd			
				Sub	Marimba			
10	5	Rough Lead	G2	Piano	CP80 2	63	9	5
				E.Piano	78Rd			
				Sub	Back Pad			
10	6	Clavi Syn Wah	G2	Piano	-	63	9	6
				E.Piano	Clavi B			
				Sub	Syn Lead 1			
10	7	Chimin' Crs	G2	Piano	Digi Piano	63	9	7
				E.Piano	75Rd Funky			
				Sub	Glocken			
10	8	Brite Pop	G2	Piano	Digi Piano	63	9	8
				E.Piano	DX Legend			
				Sub	OB Strings			
11	1	Back to 60s SP	G2	Piano	-	63	10	1
				E.Piano	67Rd Dark			
				Sub	-			
11	2	80s Piano JG	G2	Piano	C7	63	10	2
				E.Piano	78Rd			
				Sub	-			
11	3	NaturalWrWideJG	G2	Piano	-	63	10	3
				E.Piano	Wr Wide			
				Sub	-			
11	4	Chorused67Rd SP	G2	Piano	-	63	10	4
				E.Piano	67Rd Bright			
				Sub	-			
11	5	R&B Ballad NS	G2	Piano	-	63	10	5
				E.Piano	67Rd Dark			
				Sub	-			
11	6	Squashed C7 NS	G2	Piano	C7	63	10	6
				E.Piano	-			
				Sub	-			
11	7	WrWideChorus SP	G2	Piano	-	63	10	7
				E.Piano	Wr Wide			
				Sub	-			
11	8	Driven 67Rd JG	G2	Piano	-	63	10	8
				E.Piano	67Rd Bright			
				Sub	-			
12	1	CFX + Slow Str	G2	Piano	CFX	63	11	1
				E.Piano	-			
				Sub	Slow Str			
12	2	C7 + Noble Pad	G2	Piano	C7	63	11	2
				E.Piano	-			
				Sub	Noble Pad			
12	3	78Rd+AnalogPad	G2	Piano	-	63	11	3
				E.Piano	78Rd			
				Sub	Analog Pad			
12	4	78Rd+OBBrass MW	G2	Piano	-	63	11	4
				E.Piano	78Rd			
				Sub	OB Brass 1			
12	5	Sync Saw/DX EP	C3	Piano	-	63	11	5
				E.Piano	DX Legend			
				Sub	Sync Saw			
12	6	Fat Saw Pad MW	G2	Piano	-	63	11	6
				E.Piano	-			
				Sub	Fat Saw Pad			
12	7	OB Brass	G2	Piano	-	63	11	7
				E.Piano	-			
				Sub	OB Brass 2			
12	8	Marcato Str	G2	Piano	-	63	11	8
				E.Piano	-			
				Sub	Marcato Str			

Page	No	Name	Split Point	Section	Voice Name	MSB	LSB	PC
13	1	73Rd Studio	G2	Piano	-	63	12	1
				E.Piano	73Rd Studio			
				Sub	-			
13	2	73Rd Chorus	G2	Piano	-	63	12	2
				E.Piano	73Rd Studio			
				Sub	-			
13	3	73Rd+AnalogPad	G2	Piano	-	63	12	3
				E.Piano	73Rd Studio			
				Sub	Analog Pad			
13	4	73Rd+AP	G2	Piano	C7	63	12	4
				E.Piano	73Rd Studio			
				Sub	-			
13	5	74Rd Stage	G2	Piano	-	63	12	5
				E.Piano	74Rd Stage			
				Sub	-			
13	6	Overdriven 74Rd	G2	Piano	-	63	12	6
				E.Piano	74Rd Stage			
				Sub	-			
13	7	CF3	G2	Piano	CF3	63	12	7
				E.Piano	-			
				Sub	-			
13	8	CF3+AnalogPad	G2	Piano	CF3	63	12	8
				E.Piano	-			
				Sub	Analog Pad			
14	1	Nashville C3	G2	Piano	Nashville C3	63	13	1
				E.Piano	-			
				Sub	-			
14	2	Nville C3 Comp	G2	Piano	Nashville C3	63	13	2
				E.Piano	-			
				Sub	-			
14	3	Fat Jazz Ballad	G2	Piano	Nashville C3	63	13	3
				E.Piano	78Rd			
				Sub	Vibraphone			
14	4	Fundamental Pad	G2	Piano	Nashville C3	63	13	4
				E.Piano	73Rd			
				Sub	Analog Pad			
14	5	Live CF3	G2	Piano	Live CF3	63	13	5
				E.Piano	-			
				Sub	-			
14	6	WestCoast CF3	G2	Piano	Live CF3	63	13	6
				E.Piano	78Rd			
				Sub	Analog Pad			
14	7	Gospel CF3	G2	Piano	Live CF3	63	13	7
				E.Piano	-			
				Sub	-			
14	8	Piano Pad CF3	G2	Piano	Live CF3	63	13	8
				E.Piano	-			
				Sub	Analog Pad			

CP 버전 1.30의 새로운 기능

Yamaha는 CP 펌웨어를 업그레이드하여 다음과 같은 새로운 기능들을 추가했습니다.
본 설명서는 악기와 함께 제공되는 사용설명서에 추가되거나 변경된 사항을 설명합니다.


- 이제 **Live Set**에 **Master EQ** 설정을 저장할 수 있습니다.
- 작동성이 향상되었습니다.
- 새로운 **Voice**가 추가되었습니다.
- 새로운 **Live Set Sound**가 추가되었습니다.

Live Set Sound에 Master EQ 설정 저장

[SETTINGS] → 인코더 다이얼을 사용하여 기능 선택 → [ENTER]

Live Set EQ가 기능 섹션에 추가되었습니다.

기능

기능 이름		설명
Live Set EQ	Mode SW	Live Set Sound에 Master EQ 설정을 저장할지 결정합니다. “On”으로 설정된 경우 EQ 아이콘이 상단 화면에 표시됩니다. <div></div>
EQ Settings		EQ Settings에서 저장된 Master EQ 설정을 확인할 수 있습니다. EQ Settings는 물론 노브와 버튼을 사용해도 EQ를 설정할 수 있습니다.
High Gain		이 노브를 사용하여 높은 EQ 대역(5kHz)의 게인을 조절합니다. 설정: -12 dB – +12 dB
Mid Gain		이 노브를 사용하여 중간 EQ 대역(100Hz~10kHz)의 게인을 조절합니다. 설정: -12 dB – +12 dB
Mid Frequency		이 노브를 사용하여 미드레인지의 중앙 주파수를 조절합니다. 설정: 100 Hz– 10 kHz
Low Gain		이 노브를 사용하여 낮은 EQ 대역(80Hz)의 게인을 조절합니다. 설정: 12 dB – +12 dB
ON/OFF		이 버튼을 사용하여 Master EQ를 적용할지(ON) 또는 해제할지(OFF) 결정합니다.

향상된 작동성

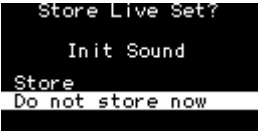
작동 시작 시의 설정도 새로 변경된 설정과 함께 화면에 표시됩니다.



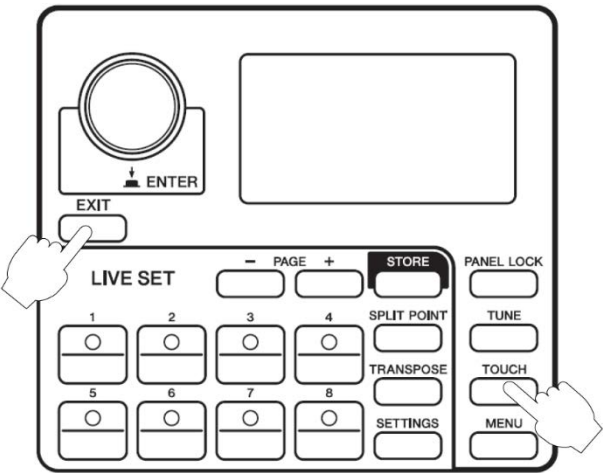
Name 화면에서 [ENTER]를 누르면 설정을 저장할지 여부를 묻는 팝업이 나타납니다. Live Set 이름만 설정된 상태에서 “Store”를 선택하여 Store 화면으로 이동하거나 “Do not store now”를 선택하여 Home 화면으로 돌아갑니다.

주

“Do not store now”를 선택하면 Live Set 이름이 저장되지 않습니다. Live Set와 그 이름을 저장하려는 경우 Store(저장) 작업을 실행해야 합니다.



이제 [EXIT] 버튼과 [TOUCH] 버튼을 함께 누르면 Fixed Velocity 화면으로 이동할 수 있습니다.



이제 [SPLIT] 버튼과 원하는 건반을 함께 누르면 Split Point를 설정한 후 자동으로 화면을 종료할 수 있습니다.

새로 추가된 Voice

이번 CP 업데이트로 3개의 Voice가 새로 추가됩니다().

Voice 목록

섹션	카테고리	번호	음색	CC 번호
PIANO	Grand Piano	01	CFX	1
		02	Imperial	2
		03	S700	3
		04	Digi Piano	4
		05	C7	58
		06	CF3	92
	Upright Piano	01	U1	5
		02	SU7	6
	CP	01	CP80 1	7
		02	CP80 2	8
	Layered Piano	01	Piano Strings	9
		02	Piano Synth	10
E.PIANO	Rd	01	78Rd	11
		02	75Rd Funky	12
		03	73Rd	13
		04	67Rd Dark	59
		05	67Rd Bright	60
		06	73Rd Studio	93
		07	74Rd Stage	94
	Wr	01	Wr Warm	14
		02	Wr Bright	15
		03	Wr Wide	61
	Clv	01	Clavi B	16
		02	Clavi S	17
		03	Harpsichord	18
	DX	01	DX Legend	19
		02	DX Woody	20
		03	DX FTine	21
		04	DX 7 II	22
		05	DX Mellow	23
		06	DX Crisp	24
		07	DX Crisp	24
SUB	Pad/Strings	01	Mellow Pad	25
		02	Spectrum	26
		03	Back Pad	27
		04	Air Choir	28
		05	Natural Str	29
		06	Warm Strings	30
		07	OB Strings	31
		08	Section Str	32
		09	Fat Saw Pad	62
		10	Noble Pad	63
		11	Pop Pad	64
		12	Analog Pad	65
		13	Itopia	66
		14	Marcato Str	67
		15	Slow Str	68
		16	Tape Str	69
		17	Oct Syn Str	70
	Organ	01	Bright Bars	33
		02	Click Organ	34
		03	Draw Organ 1	35
		04	All Bars Out	36
		05	Draw Organ 2	37
		06	60s Combo	38
		07	Compact	39
		08	Panther	40
		09	Pipe Organ 1	41
		10	Pipe Organ 2	42
	Chromatic Perc.	01	Glocken	43
		02	Vibraphone	44
		03	Xylophone	45
		04	Marimba	46
		05	Brightness	47
		06	Jazz Vibes	71
		07	Marimba 2	72
		08	Kalimba	73
		09	Heaven Bell	74
		10	Nice Bell	48
		11	Stack Bell	49
		12	Stack Bell	49
SUB	Others	01	Syn Lead 1	50
		02	Syn Lead 2	51
		03	Syn Bass	52
		04	E. Bass	53
		05	A. Bass	54
		06	Steel Gt	55
		07	Clean Gt	56
		08	Syn Brass	57
		09	Sine Lead	75
		10	Sync Saw	76
		11	Dirty Hook	77
		12	Classic Mini	78
		13	Funky Mini	79
		14	Nu Mini	80
		15	80s Pop Bass	81
		16	Sub Bass	82
		17	Unison Bass	83
		18	Finger Bass	84
		19	Brass	85
		20	Syn Brass 2	86
		21	OB Brass 1	87
		22	OB Brass 2	88
		23	Jazz Flute	89
		24	Tape Flute	90
		25	Harmonica	91

새로 추가된 Live Set Sound

이번 CP 업데이트로 새로운 Live Set Sound가 추가됩니다().

Live Set Sound 목록

페이지	번호	이름	분리점	섹션	음색 이름	MSB	LSB	PC
1	1	Natural CFX	G2	Piano	CFX	63	0	1
				E.Piano	-			
				Sub	-			
1	2	NaturalImperial	G2	Piano	Imperial	63	0	2
				E.Piano	-			
				Sub	-			
1	3	Jazz S700	G2	Piano	S700	63	0	3
				E.Piano	-			
				Sub	-			
1	4	Rock Upright	G2	Piano	U1	63	0	4
				E.Piano	-			
				Sub	-			
1	5	Simple 78	G2	Piano	-	63	0	5
				E.Piano	78Rd			
				Sub	-			
1	6	Funky Tines	G2	Piano	-	63	0	6
				E.Piano	75Rd Funky			
				Sub	-			
1	7	Tremolo Wr	G2	Piano	-	63	0	7
				E.Piano	Wr Warm			
				Sub	-			
1	8	Clavi B Amped	G2	Piano	-	63	0	8
				E.Piano	Clavi B			
				Sub	-			
2	1	CFX+DX Legend	G2	Piano	CFX	63	1	1
				E.Piano	DX Legend			
				Sub	-			
2	2	A.Bass/78Rd	G2	Piano	U1	63	1	2
				E.Piano	78Rd			
				Sub	A.Bass			
2	3	80s El Grand	G2	Piano	CP80 1	63	1	3
				E.Piano	-			
				Sub	-			
2	4	Brite Pop 8ve	G2	Piano	Digi Piano	63	1	4
				E.Piano	DX Legend			
				Sub	OB Strings			
2	5	E.Bass/78Rd	G2	Piano	-	63	1	5
				E.Piano	78Rd			
				Sub	E.Bass			
2	6	Driven Wr+Pad	G2	Piano	-	63	1	6
				E.Piano	Wr Warm			
				Sub	Warm Strings			
2	7	Imperial + Str	G2	Piano	Imperial	63	1	7
				E.Piano	-			
				Sub	Section Str			
2	8	Ghostly U1	G2	Piano	U1	63	1	8
				E.Piano	Wr Warm			
				Sub	-			
3	1	Rock Grand	G2	Piano	CFX	63	2	1
				E.Piano	-			
				Sub	-			
3	2	S700 + Pad	G2	Piano	S700	63	2	2
				E.Piano	-			
				Sub	OB Strings			
3	3	MonoCmp CFX	G2	Piano	CFX	63	2	3
				E.Piano	-			
				Sub	-			
3	4	Lo Fi Grand	G2	Piano	CFX	63	2	4
				E.Piano	-			
				Sub	-			
3	5	Piano Grind Pad	G2	Piano	Piano Synth	63	2	5
				E.Piano	73Rd			
				Sub	Mellow Pad			
3	6	Lush Love	G2	Piano	Imperial	63	2	6
				E.Piano	78Rd			
				Sub	Brightness			

페이지	번호	이름	분리점	섹션	음색 이름	MSB	LSB	PC
3	7	Big S700	G2	Piano	S700	63	2	7
				E.Piano	73Rd			
				Sub	OB Strings			
3	8	Piano Scape	G2	Piano	Imperial	63	2	8
				E.Piano	DX Legend			
				Sub	Mellow Pad			
4	1	Compressed CFX	G2	Piano	CFX	63	3	1
				E.Piano	-			
				Sub	-			
4	2	Kinda Squashed	G2	Piano	Imperial	63	3	2
				E.Piano	-			
				Sub	-			
4	3	Layered CFX	G2	Piano	CFX	63	3	3
				E.Piano	75Rd Funky			
				Sub	Mellow Pad			
4	4	Chorus CFX	G2	Piano	CFX	63	3	4
				E.Piano	-			
				Sub	-			
4	5	Upright	G2	Piano	U1	63	3	5
				E.Piano	-			
				Sub	-			
4	6	A Tacky Piano	G2	Piano	SU7	63	3	6
				E.Piano	75Rd Funky			
				Sub	Brightness			
4	7	HonkyTonk Piano	G2	Piano	U1	63	3	7
				E.Piano	-			
				Sub	-			
4	8	Old Record	G2	Piano	U1	63	3	8
				E.Piano	-			
				Sub	-			
5	1	Case 73	G2	Piano	-	63	4	1
				E.Piano	73Rd			
				Sub	-			
5	2	Chimin' Tines	G2	Piano	Digi Piano	63	4	2
				E.Piano	78Rd			
				Sub	Glocken			
5	3	Slow Phase	G2	Piano	-	63	4	3
				E.Piano	73Rd			
				Sub	-			
5	4	73 Tines OD	G2	Piano	-	63	4	4
				E.Piano	73Rd			
				Sub	-			
5	5	Fast Phaser	G2	Piano	-	63	4	5
				E.Piano	75Rd Funky			
				Sub	-			
5	6	Ampy Funk	G2	Piano	-	63	4	6
				E.Piano	75Rd Funky			
				Sub	-			
5	7	Wet Phase	G2	Piano	-	63	4	7
				E.Piano	78Rd			
				Sub	-			
5	8	78 & Pad	G2	Piano	-	63	4	8
				E.Piano	78Rd			
				Sub	Mellow Pad			
6	1	Wr Bright	G2	Piano	-	63	5	1
				E.Piano	Wr Bright			
				Sub	-			
6	2	Wr Comp	G2	Piano	-	63	5	2
				E.Piano	Wr Warm			
				Sub	-			
6	3	Clavi B	G2	Piano	-	63	5	3
				E.Piano	Clavi B			
				Sub	-			
6	4	Driven S	G2	Piano	-	63	5	4
				E.Piano	Clavi S			
				Sub	-			

페이지	번호	이름	분리점	섹션	음색 이름	MSB	LSB	PC
6	5	Clavi Wah Dist	G2	Piano	-	63	5	5
				E.Piano	Clavi B			
				Sub	-			
6	6	Squeeze B	G2	Piano	-	63	5	6
				E.Piano	Clavi B			
				Sub	-			
6	7	Long Chorus S	G2	Piano	-	63	5	7
				E.Piano	Clavi S			
				Sub	-			
6	8	Rock Wr w/Ba	G2	Piano	Digi Piano	63	5	8
				E.Piano	Wr Bright			
				Sub	E.Bass			
7	1	CP80 Comp	G2	Piano	CP80 1	63	6	1
				E.Piano	-			
				Sub	-			
7	2	Natural CP80	G2	Piano	CP80 2	63	6	2
				E.Piano	-			
				Sub	-			
7	3	Chorus Legend	G2	Piano	-	63	6	3
				E.Piano	DX Legend			
				Sub	-			
7	4	Chorus FTine	G2	Piano	-	63	6	4
				E.Piano	DX FTine			
				Sub	Mellow Pad			
7	5	Chorus 7II	G2	Piano	-	63	6	5
				E.Piano	DX 7 II			
				Sub	-			
7	6	Legend + Pad	G2	Piano	-	63	6	6
				E.Piano	DX Legend			
				Sub	OB Strings			
7	7	SynBass/DXEP	G2	Piano	-	63	6	7
				E.Piano	DX Mellow			
				Sub	Syn Bass			
7	8	Digi DX Pads	G2	Piano	Digi Piano	63	6	8
				E.Piano	DX Legend			
				Sub	Mellow Pad			
8	1	Bright Bars	G2	Piano	-	63	7	1
				E.Piano	-			
				Sub	Bright Bars			
8	2	All Bars Out	G2	Piano	-	63	7	2
				E.Piano	-			
				Sub	All Bars Out			
8	3	PipeOrgan1	G2	Piano	-	63	7	3
				E.Piano	-			
				Sub	Pipe Organ 1			
8	4	PipeOrgan2	G2	Piano	-	63	7	4
				E.Piano	-			
				Sub	Pipe Organ 2			
8	5	The Red Combo	G2	Piano	-	63	7	5
				E.Piano	-			
				Sub	60s Combo			
8	6	Italian Combo	G2	Piano	-	63	7	6
				E.Piano	-			
				Sub	Compact			
8	7	Aggro Syn Pad	G2	Piano	-	63	7	7
				E.Piano	78Rd			
				Sub	Panther			
8	8	RdBa/60sCombo	G2	Piano	-	63	7	8
				E.Piano	78Rd			
				Sub	60s Combo			
9	1	Strings1	G2	Piano	-	63	8	1
				E.Piano	-			
				Sub	Natural Str			
9	2	Strings2	G2	Piano	-	63	8	2
				E.Piano	-			
				Sub	Section Str			
9	3	Synth Pad1	G2	Piano	-	63	8	3
				E.Piano	-			
				Sub	Mellow Pad			
9	4	Synth Pad2	G2	Piano	-	63	8	4
				E.Piano	-			
				Sub	Warm Strings			
9	5	Vibraphone	G2	Piano	-	63	8	5
				E.Piano	-			
				Sub	Vibraphone			
9	6	Nice Bell	G2	Piano	-	63	8	6
				E.Piano	-			
				Sub	Nice Bell			

페이지	번호	이름	분리점	섹션	음색 이름	MSB	LSB	PC
9	7	Syn Brass	G2	Piano	-	63	8	7
				E.Piano	-			
				Sub	Syn Brass			
9	8	Syn Lead1	G2	Piano	-	63	8	8
				E.Piano	78Rd			
				Sub	Syn Lead 1			
10	1	Harpsichord	G2	Piano	-	63	9	1
				E.Piano	Harpsichord			
				Sub	-			
10	2	Electric Harpsi	G2	Piano	-	63	9	2
				E.Piano	Harpsichord			
				Sub	-			
10	3	Pipes Rd PBMW	G2	Piano	Digi Piano	63	9	3
				E.Piano	78Rd			
				Sub	Pipe Organ 2			
10	4	Funky w/RdBass	G2	Piano	CP80 1	63	9	4
				E.Piano	78Rd			
				Sub	Marimba			
10	5	Rough Lead	G2	Piano	CP80 2	63	9	5
				E.Piano	78Rd			
				Sub	Back Pad			
10	6	Clavi Syn Wah	G2	Piano	-	63	9	6
				E.Piano	Clavi B			
				Sub	Syn Lead 1			
10	7	Chimin' Crs	G2	Piano	Digi Piano	63	9	7
				E.Piano	75Rd Funky			
				Sub	Glocken			
10	8	Brite Pop	G2	Piano	Digi Piano	63	9	8
				E.Piano	DX Legend			
				Sub	OB Strings			
11	1	Back to 60s SP	G2	Piano	-	63	10	1
				E.Piano	67Rd Dark			
				Sub	-			
11	2	80s Piano JG	G2	Piano	C7	63	10	2
				E.Piano	78Rd			
				Sub	-			
11	3	NaturalWrWideJG	G2	Piano	-	63	10	3
				E.Piano	Wr Wide			
				Sub	-			
11	4	Chorused67Rd SP	G2	Piano	-	63	10	4
				E.Piano	67Rd Bright			
				Sub	-			
11	5	R&B Ballad NS	G2	Piano	-	63	10	5
				E.Piano	67Rd Dark			
				Sub	-			
11	6	Squashed C7 NS	G2	Piano	C7	63	10	6
				E.Piano	-			
				Sub	-			
11	7	WrWideChorus SP	G2	Piano	-	63	10	7
				E.Piano	Wr Wide			
				Sub	-			
11	8	Driven 67Rd JG	G2	Piano	-	63	10	8
				E.Piano	67Rd Bright			
				Sub	-			
12	1	CFX + Slow Str	G2	Piano	CFX	63	11	1
				E.Piano	-			
				Sub	Slow Str			
12	2	C7 + Noble Pad	G2	Piano	C7	63	11	2
				E.Piano	-			
				Sub	Noble Pad			
12	3	78Rd+AnalogPad	G2	Piano	-	63	11	3
				E.Piano	78Rd			
				Sub	Analog Pad			
12	4	78Rd+OBBrass MW	G2	Piano	-	63	11	4
				E.Piano	78Rd			
				Sub	OB Brass 1			
12	5	Sync Saw/DX EP	C3	Piano	-	63	11	5
				E.Piano	DX Legend			
				Sub	Sync Saw			
12	6	Fat Saw Pad MW	G2	Piano	-	63	11	6
				E.Piano	-			
				Sub	Fat Saw Pad			
12	7	OB Brass	G2	Piano	-	63	11	7
				E.Piano	-			
				Sub	OB Brass 2			
12	8	Marcato Str	G2	Piano	-	63	11	8
				E.Piano	-			
				Sub	Marcato Str			

페이지	번호	이름	분리점	섹션	음색 이름	MSB	LSB	PC
13	1	73Rd Studio	G2	Piano	-	63	12	1
				E.Piano	73Rd Studio			
				Sub	-			
13	2	73Rd Chorus	G2	Piano	-	63	12	2
				E.Piano	73Rd Studio			
				Sub	-			
13	3	73Rd+AnalogPad	G2	Piano	-	63	12	3
				E.Piano	73Rd Studio			
				Sub	Analog Pad			
13	4	73Rd+AP	G2	Piano	C7	63	12	4
				E.Piano	73Rd Studio			
				Sub	-			
13	5	74Rd Stage	G2	Piano	-	63	12	5
				E.Piano	74Rd Stage			
				Sub	-			
13	6	Overdriven 74Rd	G2	Piano	-	63	12	6
				E.Piano	74Rd Stage			
				Sub	-			
13	7	CF3	G2	Piano	CF3	63	12	7
				E.Piano	-			
				Sub	-			
13	8	CF3+AnalogPad	G2	Piano	CF3	63	12	8
				E.Piano	-			
				Sub	Analog Pad			

CP 버전 1.20의 새로운 기능

Yamaha는 CP 펌웨어를 업그레이드하여 다음과 같은 새로운 기능들을 추가했습니다.
본 설명서는 악기와 함께 제공되는 사용설명서에 추가되거나 변경된 사항을 설명합니다.

- **Controller**의 메뉴 및 파라미터가 추가되었습니다.
- 이제 **LIVE SET [1] – [6]** 버튼을 사용하여 메뉴를 선택할 수 있습니다.
- 이제 **[EXIT]** 버튼 + **[SETTINGS]** 버튼을 눌러 현재 **Live Set Sound**를 초기화할 수 있습니다.
- 새로운 **Voice**가 추가되었습니다.
- 새로운 **Live Set Sound**가 추가되었습니다.

새로 추가된 Controller 파라미터

[SETTINGS] → 인코더 다이얼을 사용하여 Controller 선택 → [ENTER]

Controller의 메뉴가 Bend Range, Modulation Lever, Foot Controller 1, Foot Controller 2 및 Receive SW로 변경되었으며 파라미터가 추가되었습니다.

Controllers

기능 이름		설명
Bend Range	Piano	각 Voice 섹션에 대해 최대 Pitch Bend Range를 반음 단위로 결정합니다. 설정: -24 – +0 – +24 기본값: +2
	E.Piano	
	Sub	
Modulation Lever	Assign	Modulation Lever를 작동하여 생성된 MIDI کنترول 변경 번호 기본값: 1 (Modulation) 주 이제118 (USB Audio Volume)을 선택하여 USB Audio Volume을 Modulation Lever에 지정할 수 있습니다.
	Limit Low	Modulation Lever를 작동하여 생성된 کنترول 변경값의 상한 및 하한을 결정합니다.
	Limit High	
	P.Mod Depth	건반 음향에 대한 비브라토 이펙트의 깊이를 결정합니다. 이는 각 Voice 섹션마다 개별적으로 설정할 수 있습니다. 설정: 0 – 127 Piano/E.Piano 기본값: 0 Sub 기본값: 10 주 Sub 섹션의 “Rotary” 이펙트가 선택되면 비브라토 이펙트가 해제되어 이 설정 역시 해제됩니다.
	E.Piano	
	Sub	
P.Mod Speed	Piano	건반 음향에 대한 비브라토 이펙트의 속도를 결정하고 각 Voice 섹션마다 개별적으로 설정할 수 있습니다. 설정: -64 – +63 기본값: 0 주 Sub 섹션의 “Rotary” 이펙트가 선택되면 비브라토 이펙트가 해제되어 이 설정 역시 해제됩니다.
	E.Piano	
	Sub	

기능 이름			설명
Foot Controller 1	Assign		FOOT CONTROLLER [1] 잭을 통해 연결된 풋 컨트롤러(별매품)를 작동하여 생성된 MIDI 컨트롤 변경 번호 기본값: 11 (Expression) 주 이제118 (USB Audio Volume)을 선택하여 USB Audio Volume을 Foot Controller 1에 지정할 수 있습니다.
	Limit Low		풋 컨트롤러를 작동하여 생성된 컨트롤 변경값의 상한 및 하한을 결정합니다.
	Limit High		
Foot Controller 2	Assign		FOOT CONTROLLER [2] 잭을 통해 연결된 풋 컨트롤러(별매품)를 작동하여 생성된 MIDI 컨트롤 변경 번호 기본값: 4 (Pedal Wah) 주 이제118 (USB Audio Volume)을 선택하여 USB Audio Volume을 Foot Controller 2에 지정할 수 있습니다.
	Limit Low		풋 컨트롤러를 작동하여 생성된 컨트롤 변경값의 상한 및 하한을 결정합니다.
	Limit High		
Receive SW	Expression	Piano	외부 장치에서 각 Voice 섹션을 통해 수신된 해당 MIDI 메시지 또는 풋 스위치 및 풋 컨트롤러를 작동하여 생성된 MIDI 메시지를 인식(On)할지 또는 무시(Off)할지 결정합니다. 기본값: On
		E.Piano	
		Sub	
	Sustain	Piano	
		E.Piano	
		Sub	
	Sostenuto	Piano	
		E.Piano	
		Sub	
	Soft	Piano	
		E.Piano	
		Sub	

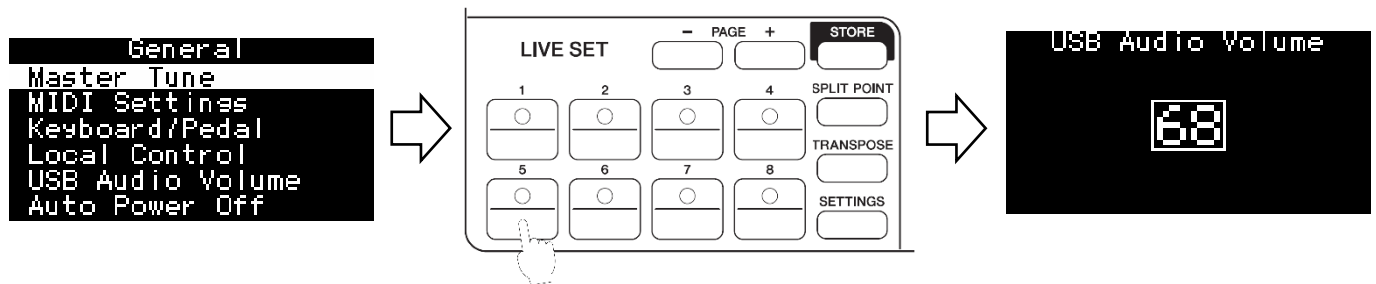
LIVE SET [1] – [6] 버튼을 사용하여 메뉴 선택

LIVE SET [1] – [6](MENU 또는 SETTINGS 작동 시)

이제 LIVE SET [1] – [6] 버튼을 사용하여 메뉴를 선택할 수 있습니다. LIVE SET [1] – [6] 버튼은 상단에서 하단까지 순서대로 표시된 메뉴와 일치합니다. 이 기능이 작동 중이면 LIVE SET [1] – [6] 버튼이 켜집니다.

예:

General 메뉴에서 LIVE SET [5] 버튼을 눌러 USB Audio Volume을 선택할 수 있습니다.



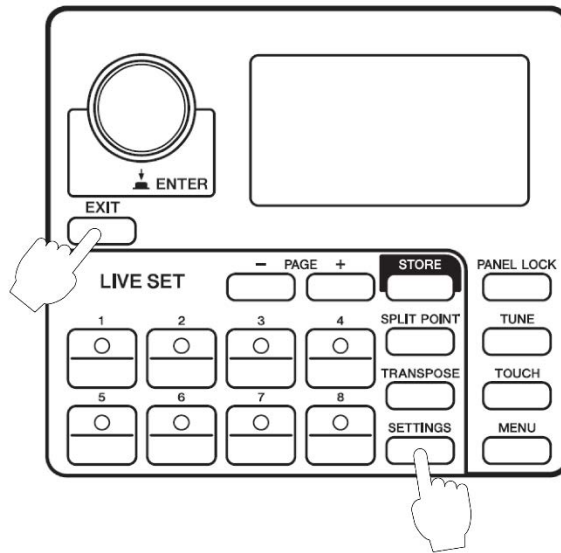
주

이용 가능한 메뉴가 7개 이상인 경우 이 기능을 사용할 수 없으므로 LIVE SET [1] – [6] 버튼이 켜지지 않습니다.

[EXIT] + [SETTINGS] 버튼을 사용하여 현재 Live Set Sound 초기화

[EXIT] + [SETTINGS]

이제 [EXIT] 버튼과 [SETTINGS] 버튼을 모두 눌러 현재 Live Set Sound를 초기화할 수 있습니다. 현재 데이터만 초기화됩니다. 이전에 저장된 데이터는 초기화되지 않습니다.



새로 추가된 Voice

이번 CP 업데이트로 30개의 Voice가 새로 추가됩니다().

Voice 목록

섹션	카테고리	번호	음색	CC 번호
PIANO	Grand Piano	01	CFX	1
		02	Imperial	2
		03	S700	3
		04	Digi Piano	4
		05	C7	58
	Upright Piano	01	U1	5
		02	SU7	6
	CP	01	CP80 1	7
		02	CP80 2	8
	Layered Piano	01	Piano Strings	9
		02	Piano Synth	10
E.PIANO	Rd	01	78Rd	11
		02	75Rd Funky	12
		03	73Rd	13
		04	67Rd Dark	59
		05	67Rd Bright	60
	Wr	01	Wr Warm	14
		02	Wr Bright	15
		03	Wr Wide	61
	Clv	01	Clavi B	16
		02	Clavi S	17
		03	Harpsichord	18
	DX	01	DX Legend	19
		02	DX Woody	20
		03	DX FTime	21
		04	DX 7 II	22
		05	DX Mellow	23
		06	DX Crisp	24
SUB	Pad/Strings	01	Mellow Pad	25
		02	Spectrum	26
		03	Back Pad	27
		04	Air Choir	28
		05	Natural Str	29
		06	Warm Strings	30
		07	OB Strings	31
		08	Section Str	32
		09	Fat Saw Pad	62
		10	Noble Pad	63
		11	Pop Pad	64
		12	Analog Pad	65
		13	Itopia	66
		14	Marcato Str	67
		15	Slow Str	68
		16	Tape Str	69
		17	Oct Syn Str	70
	Organ	01	Bright Bars	33
		02	Click Organ	34
		03	Draw Organ 1	35
		04	All Bars Out	36
		05	Draw Organ 2	37
		06	60s Combo	38
		07	Compact	39
		08	Panther	40
		09	Pipe Organ 1	41
		10	Pipe Organ 2	42
	Chromatic Perc.	01	Glocken	43
		02	Vibraphone	44
		03	Xylophone	45
		04	Marimba	46
		05	Brightness	47
		06	Jazz Vibes	71
		07	Marimba 2	72
		08	Kalimba	73
		09	Heaven Bell	74
		10	Nice Bell	48
		11	Stack Bell	49

섹션	카테고리	번호	음색	CC 번호
SUB	Others	01	Syn Lead 1	50
		02	Syn Lead 2	51
		03	Syn Bass	52
		04	E. Bass	53
		05	A. Bass	54
		06	Steel Gt	55
		07	Clean Gt	56
		08	Syn Brass	57
		09	Sine Lead	75
		10	Sync Saw	76
		11	Dirty Hook	77
		12	Classic Mini	78
		13	Funky Mini	79
		14	Nu Mini	80
		15	80s Pop Bass	81
		16	Sub Bass	82
		17	Unison Bass	83
		18	Finger Bass	84
		19	Brass	85
		20	Syn Brass 2	86
		21	OB Brass 1	87
		22	OB Brass 2	88
		23	Jazz Flute	89
		24	Tape Flute	90
		25	Harmonica	91

새로 추가된 Live Set Sound

이번 CP 업데이트로 새로운 Live Set Sound가 추가됩니다().

Live Set Sound 목록

페이지	번호	이름	분리점	섹션	음색 이름	MSB	LSB	PC
1	1	Natural CFX	G2	Piano	CFX	63	0	1
				E.Piano	-			
				Sub	-			
1	2	NaturalImperial	G2	Piano	Imperial	63	0	2
				E.Piano	-			
				Sub	-			
1	3	Jazz S700	G2	Piano	S700	63	0	3
				E.Piano	-			
				Sub	-			
1	4	Rock Upright	G2	Piano	U1	63	0	4
				E.Piano	-			
				Sub	-			
1	5	Simple 78	G2	Piano	-	63	0	5
				E.Piano	78Rd			
				Sub	-			
1	6	Funky Tines	G2	Piano	-	63	0	6
				E.Piano	75Rd Funky			
				Sub	-			
1	7	Tremolo Wr	G2	Piano	-	63	0	7
				E.Piano	Wr Warm			
				Sub	-			
1	8	Clavi B Amped	G2	Piano	-	63	0	8
				E.Piano	Clavi B			
				Sub	-			
2	1	CFX+DX Legend	G2	Piano	CFX	63	1	1
				E.Piano	DX Legend			
				Sub	-			
2	2	A.Bass/78Rd	G2	Piano	U1	63	1	2
				E.Piano	78Rd			
				Sub	A.Bass			
2	3	80s El Grand	G2	Piano	CP80 1	63	1	3
				E.Piano	-			
				Sub	-			
2	4	Brite Pop 8ve	G2	Piano	Digi Piano	63	1	4
				E.Piano	DX Legend			
				Sub	OB Strings			
2	5	E.Bass/78Rd	G2	Piano	-	63	1	5
				E.Piano	78Rd			
				Sub	E.Bass			
2	6	Driven Wr+Pad	G2	Piano	-	63	1	6
				E.Piano	Wr Warm			
				Sub	Warm Strings			
2	7	Imperial + Str	G2	Piano	Imperial	63	1	7
				E.Piano	-			
				Sub	Section Str			
2	8	Ghostly U1	G2	Piano	U1	63	1	8
				E.Piano	Wr Warm			
				Sub	-			
3	1	Rock Grand	G2	Piano	CFX	63	2	1
				E.Piano	-			
				Sub	-			
3	2	S700 + Pad	G2	Piano	S700	63	2	2
				E.Piano	-			
				Sub	OB Strings			
3	3	MonoCmp CFX	G2	Piano	CFX	63	2	3
				E.Piano	-			
				Sub	-			
3	4	Lo Fi Grand	G2	Piano	CFX	63	2	4
				E.Piano	-			
				Sub	-			
3	5	Piano Grind Pad	G2	Piano	Piano Synth	63	2	5
				E.Piano	73Rd			
				Sub	Mellow Pad			
3	6	Lush Love	G2	Piano	Imperial	63	2	6
				E.Piano	78Rd			
				Sub	Brightness			

페이지	번호	이름	분리점	섹션	음색 이름	MSB	LSB	PC
3	7	Big S700	G2	Piano	S700	63	2	7
				E.Piano	73Rd			
				Sub	OB Strings			
3	8	Piano Scape	G2	Piano	Imperial	63	2	8
				E.Piano	DX Legend			
				Sub	Mellow Pad			
4	1	Compressed CFX	G2	Piano	CFX	63	3	1
				E.Piano	-			
				Sub	-			
4	2	Kinda Squashed	G2	Piano	Imperial	63	3	2
				E.Piano	-			
				Sub	-			
4	3	Layered CFX	G2	Piano	CFX	63	3	3
				E.Piano	75Rd Funky			
				Sub	Mellow Pad			
4	4	Chorus CFX	G2	Piano	CFX	63	3	4
				E.Piano	-			
				Sub	-			
4	5	Upright	G2	Piano	U1	63	3	5
				E.Piano	-			
				Sub	-			
4	6	A Tacky Piano	G2	Piano	SU7	63	3	6
				E.Piano	75Rd Funky			
				Sub	Brightness			
4	7	HonkyTonk Piano	G2	Piano	U1	63	3	7
				E.Piano	-			
				Sub	-			
4	8	Old Record	G2	Piano	U1	63	3	8
				E.Piano	-			
				Sub	-			
5	1	Case 73	G2	Piano	-	63	4	1
				E.Piano	73Rd			
				Sub	-			
5	2	Chimin' Tines	G2	Piano	Digi Piano	63	4	2
				E.Piano	78Rd			
				Sub	Glocken			
5	3	Slow Phase	G2	Piano	-	63	4	3
				E.Piano	73Rd			
				Sub	-			
5	4	73 Tines OD	G2	Piano	-	63	4	4
				E.Piano	73Rd			
				Sub	-			
5	5	Fast Phaser	G2	Piano	-	63	4	5
				E.Piano	75Rd Funky			
				Sub	-			
5	6	Ampy Funk	G2	Piano	-	63	4	6
				E.Piano	75Rd Funky			
				Sub	-			
5	7	Wet Phase	G2	Piano	-	63	4	7
				E.Piano	78Rd			
				Sub	-			
5	8	78 & Pad	G2	Piano	-	63	4	8
				E.Piano	78Rd			
				Sub	Mellow Pad			
6	1	Wr Bright	G2	Piano	-	63	5	1
				E.Piano	Wr Bright			
				Sub	-			
6	2	Wr Comp	G2	Piano	-	63	5	2
				E.Piano	Wr Warm			
				Sub	-			
6	3	Clavi B	G2	Piano	-	63	5	3
				E.Piano	Clavi B			
				Sub	-			
6	4	Driven S	G2	Piano	-	63	5	4
				E.Piano	Clavi S			
				Sub	-			

페이지	번호	이름	분리점	섹션	음색 이름	MSB	LSB	PC
6	5	Clavi Wah Dist	G2	Piano	-	63	5	5
				E.Piano	Clavi B			
				Sub	-			
6	6	Squeeze B	G2	Piano	-	63	5	6
				E.Piano	Clavi B			
				Sub	-			
6	7	Long Chorus S	G2	Piano	-	63	5	7
				E.Piano	Clavi S			
				Sub	-			
6	8	Rock Wr w/Ba	G2	Piano	Digi Piano	63	5	8
				E.Piano	Wr Bright			
				Sub	E.Bass			
7	1	CP80 Comp	G2	Piano	CP80 1	63	6	1
				E.Piano	-			
				Sub	-			
7	2	Natural CP80	G2	Piano	CP80 2	63	6	2
				E.Piano	-			
				Sub	-			
7	3	Chorus Legend	G2	Piano	-	63	6	3
				E.Piano	DX Legend			
				Sub	-			
7	4	Chorus FTine	G2	Piano	-	63	6	4
				E.Piano	DX FTine			
				Sub	Mellow Pad			
7	5	Chorus 7II	G2	Piano	-	63	6	5
				E.Piano	DX 7 II			
				Sub	-			
7	6	Legend + Pad	G2	Piano	-	63	6	6
				E.Piano	DX Legend			
				Sub	OB Strings			
7	7	SynBass/DXEP	G2	Piano	-	63	6	7
				E.Piano	DX Mellow			
				Sub	Syn Bass			
7	8	Digi DX Pads	G2	Piano	Digi Piano	63	6	8
				E.Piano	DX Legend			
				Sub	Mellow Pad			
8	1	Bright Bars	G2	Piano	-	63	7	1
				E.Piano	-			
				Sub	Bright Bars			
8	2	All Bars Out	G2	Piano	-	63	7	2
				E.Piano	-			
				Sub	All Bars Out			
8	3	PipeOrgan1	G2	Piano	-	63	7	3
				E.Piano	-			
				Sub	Pipe Organ 1			
8	4	PipeOrgan2	G2	Piano	-	63	7	4
				E.Piano	-			
				Sub	Pipe Organ 2			
8	5	The Red Combo	G2	Piano	-	63	7	5
				E.Piano	-			
				Sub	60s Combo			
8	6	Italian Combo	G2	Piano	-	63	7	6
				E.Piano	-			
				Sub	Compact			
8	7	Aggro Syn Pad	G2	Piano	-	63	7	7
				E.Piano	78Rd			
				Sub	Panther			
8	8	RdBa/60sCombo	G2	Piano	-	63	7	8
				E.Piano	78Rd			
				Sub	60s Combo			
9	1	Strings1	G2	Piano	-	63	8	1
				E.Piano	-			
				Sub	Natural Str			
9	2	Strings2	G2	Piano	-	63	8	2
				E.Piano	-			
				Sub	Section Str			
9	3	Synth Pad1	G2	Piano	-	63	8	3
				E.Piano	-			
				Sub	Mellow Pad			
9	4	Synth Pad2	G2	Piano	-	63	8	4
				E.Piano	-			
				Sub	Warm Strings			
9	5	Vibraphone	G2	Piano	-	63	8	5
				E.Piano	-			
				Sub	Vibraphone			
9	6	Nice Bell	G2	Piano	-	63	8	6
				E.Piano	-			
				Sub	Nice Bell			

9	7	Syn Brass	G2	Piano	-	63	8	7
				E.Piano	-			
				Sub	Syn Brass			
9	8	Syn Lead1	G2	Piano	-	63	8	8
				E.Piano	78Rd			
				Sub	Syn Lead 1			
10	1	Harpsichord	G2	Piano	-	63	9	1
				E.Piano	Harpsichord			
				Sub	-			
10	2	Electric Harpsi	G2	Piano	-	63	9	2
				E.Piano	Harpsichord			
				Sub	-			
10	3	Pipes Rd PBMW	G2	Piano	Digi Piano	63	9	3
				E.Piano	78Rd			
				Sub	Pipe Organ 2			
10	4	Funky w/RdBass	G2	Piano	CP80 1	63	9	4
				E.Piano	78Rd			
				Sub	Marimba			
10	5	Rough Lead	G2	Piano	CP80 2	63	9	5
				E.Piano	78Rd			
				Sub	Back Pad			
10	6	Clavi Syn Wah	G2	Piano	-	63	9	6
				E.Piano	Clavi B			
				Sub	Syn Lead 1			
10	7	Chimin' Crs	G2	Piano	Digi Piano	63	9	7
				E.Piano	75Rd Funky			
				Sub	Glocken			
10	8	Brite Pop	G2	Piano	Digi Piano	63	9	8
				E.Piano	DX Legend			
				Sub	OB Strings			
11	1	Back to 60s SP	G2	Piano	-	63	10	1
				E.Piano	67Rd Dark			
				Sub	-			
11	2	80s Piano JG	G2	Piano	C7	63	10	2
				E.Piano	78Rd			
				Sub	-			
11	3	NaturalWrWideJG	G2	Piano	-	63	10	3
				E.Piano	Wr Wide			
				Sub	-			
11	4	Chorused67Rd SP	G2	Piano	-	63	10	4
				E.Piano	67Rd Bright			
				Sub	-			
11	5	R&B Ballad NS	G2	Piano	-	63	10	5
				E.Piano	67Rd Dark			
				Sub	-			
11	6	Squashed C7 NS	G2	Piano	C7	63	10	6
				E.Piano	-			
				Sub	-			
11	7	WrWideChorus SP	G2	Piano	-	63	10	7
				E.Piano	Wr Wide			
				Sub	-			
11	8	Driven 67Rd JG	G2	Piano	-	63	10	8
				E.Piano	67Rd Bright			
				Sub	-			
12	1	CFX + Slow Str	G2	Piano	CFX	63	11	1
				E.Piano	-			
				Sub	Slow Str			
12	2	C7 + Noble Pad	G2	Piano	C7	63	11	2
				E.Piano	-			
				Sub	Noble Pad			
12	3	78Rd+AnalogPad	G2	Piano	-	63	11	3
				E.Piano	78Rd			
				Sub	Analog Pad			
12	4	78Rd+OBBrass MW	G2	Piano	-	63	11	4
				E.Piano	78Rd			
				Sub	OB Brass 1			
12	5	Sync Saw/DX EP	C3	Piano	-	63	11	5
				E.Piano	DX Legend			
				Sub	Sync Saw			
12	6	Fat Saw Pad MW	G2	Piano	-	63	11	6
				E.Piano	-			
				Sub	Fat Saw Pad			
12	7	OB Brass	G2	Piano	-	63	11	7
				E.Piano	-			
				Sub	OB Brass 2			
12	8	Marcato Str	G2	Piano	-	63	11	8
				E.Piano	-			
				Sub	Marcato Str			

CP 버전 1.10의 새로운 기능

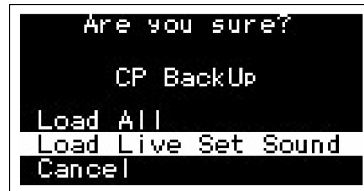
Yamaha는 CP 펌웨어를 업그레이드하여 다음과 같은 새로운 기능들을 추가했습니다.
본 설명서는 악기와 함께 제공되는 사용설명서에 추가되거나 변경된 사항을 설명합니다.

- 이제 전체 데이터 파일에서 특정 **Live Set Sound**를 불러올 수 있습니다.
- 새로운 기능인 “**MIDI Control Delay**”가 **Advanced Setting**에 추가되었습니다.
- 새로운 **Voice**가 추가되었습니다.
- 새로운 **Live Set Sound**가 추가되었습니다.
- 이제 CP가 **Soundmondo**와 호환됩니다.

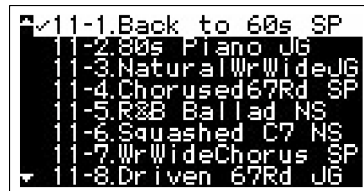
전체 데이터 파일에서 특정 Live Set Sound 불러오기

[MENU] → “File” → USB 플래시 드라이브에서 불러오려는 파일 선택 → “Load Live Set Sound” 또는 “Load All”

이제 데이터 파일(Backup File, Live Set File, Live Set Page File)에서 특정 Live Set Sound를 불러올 수 있습니다. 불러오려는 파일이 포함된 폴더를 선택하면 다음 화면이 표시됩니다.



“Load Live Set Sound”를 선택할 때 다음 화면이 표시되면 CP에 불러오고 싶은 Live Set Sound를 선택할 수 있습니다. 파일이 현재 선택되어 있는 Live Set Sound에 불러오기되어 해당 Live Set Sound를 덮어씁니다. “Load All”을 선택하면 파일에 포함된 모든 Live Set Sound 데이터를 불러올 수 있습니다.

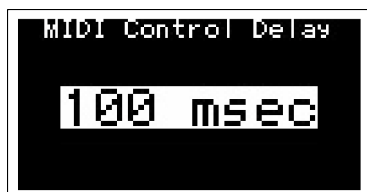


MIDI Control Delay

[MENU] → “Control Panel” → “Advanced Setting” → “MIDI Control Delay”

추가 기능인 “MIDI Control Delay”를 사용하면 Live Set Sound를 변경할 때 전송되는 컨트롤 변경 메시지의 타이밍을 조절할 수 있습니다.

컴퓨터 응용 프로그램에서 컨트롤 변경 메시지를 적절하게 수신하지 못하는 경우, 전송 타이밍을 조절해 이 문제를 해결할 수 있습니다.



설정: 0 msec – 1500 msec

기본값: 0 msec

새로 추가된 Voice

이번 CP 업데이트로 4개의 Voice가 새로 추가됩니다().

Voice 목록

섹션	카테고리	번호	음색	CC 번호
PIANO	Grand Piano	01	CFX	1
		02	Imperial	2
		03	S700	3
		04	Digi Piano	4
		05	C7	58
	Upright Piano	01	U1	5
		02	SU7	6
	CP	01	CP80 1	7
		02	CP80 2	8
	Layered Piano	01	Piano Strings	9
		02	Piano Synth	10
E.PIANO	Rd	01	78Rd	11
		02	75Rd Funky	12
		03	73Rd	13
		04	67Rd Dark	59
		05	67Rd Bright	60
	Wr	01	Wr Warm	14
		02	Wr Bright	15
		03	Wr Wide	61
	Clv	01	Clavi B	16
		02	Clavi S	17
		03	Harpsichord	18
	DX	01	DX Legend	19
		02	DX Woody	20
		03	DX FTine	21
		04	DX 7 II	22
		05	DX Mellow	23
		06	DX Crisp	24
SUB	Pad/Strings	01	Mellow Pad	25
		02	Spectrum	26
		03	Back Pad	27
		04	Air Choir	28
		05	Natural Str	29
		06	Warm Strings	30
		07	OB Strings	31
		08	Section Str	32
	Organ	01	Bright Bars	33
		02	Click Organ	34
		03	Draw Organ 1	35
		04	All Bars Out	36
		05	Draw Organ 2	37
		06	60s Combo	38
		07	Compact	39
		08	Panther	40
	Chromatic Perc.	09	Pipe Organ 1	41
		10	Pipe Organ 2	42
		01	Glocken	43
		02	Vibraphone	44
		03	Xylophone	45
		04	Marimba	46
		05	Brightness	47
	Others	06	Nice Bell	48
		07	Stack Bell	49
		01	Syn Lead 1	50
		02	Syn Lead 2	51
		03	Syn Bass	52
		04	E.Bass	53
		05	A.Bass	54
		06	Steel Gt	55
		07	Clean Gt	56
		08	Syn Brass	57

새로 추가된 Live Set Sound

이번 CP 업데이트로 새로운 Live Set Sound가 추가됩니다().

Live Set Sound 목록

페이지	번호	이름	분리점	섹션	음색 이름	MSB	LSB	PC
1	1	Natural CFX	G2	Piano	CFX	63	0	1
				E.Piano	-			
				Sub	-			
1	2	NaturallImperial	G2	Piano	Imperial	63	0	2
				E.Piano	-			
				Sub	-			
1	3	Jazz S700	G2	Piano	S700	63	0	3
				E.Piano	-			
				Sub	-			
1	4	Rock Upright	G2	Piano	U1	63	0	4
				E.Piano	-			
				Sub	-			
1	5	Simple 78	G2	Piano	-	63	0	5
				E.Piano	78Rd			
				Sub	-			
1	6	Funky Tines	G2	Piano	-	63	0	6
				E.Piano	75Rd Funky			
				Sub	-			
1	7	Tremolo Wr	G2	Piano	-	63	0	7
				E.Piano	Wr Warm			
				Sub	-			
1	8	Clavi B Amped	G2	Piano	-	63	0	8
				E.Piano	Clavi B			
				Sub	-			
2	1	CFX+DX Legend	G2	Piano	CFX	63	1	1
				E.Piano	DX Legend			
				Sub	-			
2	2	A.Bass/78Rd	G2	Piano	U1	63	1	2
				E.Piano	78Rd			
				Sub	A.Bass			
2	3	80s El Grand	G2	Piano	CP80 1	63	1	3
				E.Piano	-			
				Sub	-			
2	4	Brite Pop 8ve	G2	Piano	Digi Piano	63	1	4
				E.Piano	DX Legend			
				Sub	OB Strings			
2	5	E.Bass/78Rd	G2	Piano	-	63	1	5
				E.Piano	78Rd			
				Sub	E.Bass			
2	6	Driven Wr+Pad	G2	Piano	-	63	1	6
				E.Piano	Wr Warm			
				Sub	Warm Strings			
2	7	Imperial + Str	G2	Piano	Imperial	63	1	7
				E.Piano	-			
				Sub	Section Str			
2	8	Ghostly U1	G2	Piano	U1	63	1	8
				E.Piano	Wr Warm			
				Sub	-			
3	1	Rock Grand	G2	Piano	CFX	63	2	1
				E.Piano	-			
				Sub	-			
3	2	S700 + Pad	G2	Piano	S700	63	2	2
				E.Piano	-			
				Sub	OB Strings			
3	3	MonoCmp CFX	G2	Piano	CFX	63	2	3
				E.Piano	-			
				Sub	-			
3	4	Lo Fi Grand	G2	Piano	CFX	63	2	4
				E.Piano	-			
				Sub	-			
3	5	Piano Grind Pad	G2	Piano	Piano Synth	63	2	5
				E.Piano	73Rd			
				Sub	Mellow Pad			
3	6	Lush Love	G2	Piano	Imperial	63	2	6
				E.Piano	78Rd			
				Sub	Brightness			

페이지	번호	이름	분리점	섹션	음색 이름	MSB	LSB	PC
3	7	Big S700	G2	Piano	S700	63	2	7
				E.Piano	73Rd			
				Sub	OB Strings			
3	8	Piano Scape	G2	Piano	Imperial	63	2	8
				E.Piano	DX Legend			
				Sub	Mellow Pad			
4	1	Compressed CFX	G2	Piano	CFX	63	3	1
				E.Piano	-			
				Sub	-			
4	2	Kinda Squashed	G2	Piano	Imperial	63	3	2
				E.Piano	-			
				Sub	-			
4	3	Layered CFX	G2	Piano	CFX	63	3	3
				E.Piano	75Rd Funky			
				Sub	Mellow Pad			
4	4	Chorus CFX	G2	Piano	CFX	63	3	4
				E.Piano	-			
				Sub	-			
4	5	Upright	G2	Piano	U1	63	3	5
				E.Piano	-			
				Sub	-			
4	6	A Tacky Piano	G2	Piano	SU7	63	3	6
				E.Piano	75Rd Funky			
				Sub	Brightness			
4	7	HonkyTonk Piano	G2	Piano	U1	63	3	7
				E.Piano	-			
				Sub	-			
4	8	Old Record	G2	Piano	U1	63	3	8
				E.Piano	-			
				Sub	-			
5	1	Case 73	G2	Piano	-	63	4	1
				E.Piano	73Rd			
				Sub	-			
5	2	Chimin' Tines	G2	Piano	Digi Piano	63	4	2
				E.Piano	78Rd			
				Sub	Glocken			
5	3	Slow Phase	G2	Piano	-	63	4	3
				E.Piano	73Rd			
				Sub	-			
5	4	73 Tines OD	G2	Piano	-	63	4	4
				E.Piano	73Rd			
				Sub	-			
5	5	Fast Phaser	G2	Piano	-	63	4	5
				E.Piano	75Rd Funky			
				Sub	-			
5	6	Ampy Funk	G2	Piano	-	63	4	6
				E.Piano	75Rd Funky			
				Sub	-			
5	7	Wet Phase	G2	Piano	-	63	4	7
				E.Piano	78Rd			
				Sub	-			
5	8	78 & Pad	G2	Piano	-	63	4	8
				E.Piano	78Rd			
				Sub	Mellow Pad			
6	1	Wr Bright	G2	Piano	-	63	5	1
				E.Piano	Wr Bright			
				Sub	-			
6	2	Wr Comp	G2	Piano	-	63	5	2
				E.Piano	Wr Warm			
				Sub	-			
6	3	Clavi B	G2	Piano	-	63	5	3
				E.Piano	Clavi B			
				Sub	-			
6	4	Driven S	G2	Piano	-	63	5	4
				E.Piano	Clavi S			
				Sub	-			

페이지	번호	이름	분리점	섹션	음색 이름	MSB	LSB	PC
6	5	Clavi Wah Dist	G2	Piano	-	63	5	5
				E.Piano	Clavi B			
				Sub	-			
6	6	Squeeze B	G2	Piano	-	63	5	6
				E.Piano	Clavi B			
				Sub	-			
6	7	Long Chorus S	G2	Piano	-	63	5	7
				E.Piano	Clavi S			
				Sub	-			
6	8	Rock Wr w/Ba	G2	Piano	Digi Piano	63	5	8
				E.Piano	Wr Bright			
				Sub	E. Bass			
7	1	CP80 Comp	G2	Piano	CP80 1	63	6	1
				E.Piano	-			
				Sub	-			
7	2	Natural CP80	G2	Piano	CP80 2	63	6	2
				E.Piano	-			
				Sub	-			
7	3	Chorus Legend	G2	Piano	-	63	6	3
				E.Piano	DX Legend			
				Sub	-			
7	4	Chorus FTine	G2	Piano	-	63	6	4
				E.Piano	DX FTine			
				Sub	Mellow Pad			
7	5	Chorus 7II	G2	Piano	-	63	6	5
				E.Piano	DX 7 II			
				Sub	-			
7	6	Legend + Pad	G2	Piano	-	63	6	6
				E.Piano	DX Legend			
				Sub	OB Strings			
7	7	SynBass/DXEP	G2	Piano	-	63	6	7
				E.Piano	DX Mellow			
				Sub	Syn Bass			
7	8	Digi DX Pads	G2	Piano	Digi Piano	63	6	8
				E.Piano	DX Legend			
				Sub	Mellow Pad			
8	1	Bright Bars	G2	Piano	-	63	7	1
				E.Piano	-			
				Sub	Bright Bars			
8	2	All Bars Out	G2	Piano	-	63	7	2
				E.Piano	-			
				Sub	All Bars Out			
8	3	PipeOrgan1	G2	Piano	-	63	7	3
				E.Piano	-			
				Sub	Pipe Organ 1			
8	4	PipeOrgan2	G2	Piano	-	63	7	4
				E.Piano	-			
				Sub	Pipe Organ 2			
8	5	The Red Combo	G2	Piano	-	63	7	5
				E.Piano	-			
				Sub	60s Combo			
8	6	Italian Combo	G2	Piano	-	63	7	6
				E.Piano	-			
				Sub	Compact			
8	7	Aggro Syn Pad	G2	Piano	-	63	7	7
				E.Piano	78Rd			
				Sub	Panther			
8	8	RdBa/60sCombo	G2	Piano	-	63	7	8
				E.Piano	78Rd			
				Sub	60s Combo			
9	1	Strings1	G2	Piano	-	63	8	1
				E.Piano	-			
				Sub	Natural Str			
9	2	Strings2	G2	Piano	-	63	8	2
				E.Piano	-			
				Sub	Section Str			

페이지	번호	이름	분리점	섹션	음색 이름	MSB	LSB	PC
9	3	Synth Pad1	G2	Piano	-	63	8	3
				E.Piano	-			
				Sub	Mellow Pad			
9	4	Synth Pad2	G2	Piano	-	63	8	4
				E.Piano	-			
				Sub	Warm Strings			
9	5	Vibraphone	G2	Piano	-	63	8	5
				E.Piano	-			
				Sub	Vibraphone			
9	6	Nice Bell	G2	Piano	-	63	8	6
				E.Piano	-			
				Sub	Nice Bell			
9	7	Syn Brass	G2	Piano	-	63	8	7
				E.Piano	-			
				Sub	Syn Brass			
9	8	Syn Lead1	G2	Piano	-	63	8	8
				E.Piano	78Rd			
				Sub	Syn Lead 1			
10	1	Harpsichord	G2	Piano	-	63	9	1
				E.Piano	Harpsichord			
				Sub	-			
10	2	Electric Harpsi	G2	Piano	-	63	9	2
				E.Piano	Harpsichord			
				Sub	-			
10	3	Pipes Rd PBW	G2	Piano	Digi Piano	63	9	3
				E.Piano	78Rd			
				Sub	Pipe Organ 2			
10	4	Funky w/RdBass	G2	Piano	CP80 1	63	9	4
				E.Piano	78Rd			
				Sub	Marimba			
10	5	Rough Lead	G2	Piano	CP80 2	63	9	5
				E.Piano	78Rd			
				Sub	Back Pad			
10	6	Clavi Syn Wah	G2	Piano	-	63	9	6
				E.Piano	Clavi B			
				Sub	Syn Lead 1			
10	7	Chimin' Crs	G2	Piano	Digi Piano	63	9	7
				E.Piano	75Rd Funky			
				Sub	Glocken			
10	8	Brite Pop	G2	Piano	Digi Piano	63	9	8
				E.Piano	DX Legend			
				Sub	OB Strings			
11	1	Back to 60s SP	G2	Piano	-	63	10	1
				E.Piano	67Rd Dark			
				Sub	-			
11	2	80s Piano JG	G2	Piano	C7	63	10	2
				E.Piano	78Rd			
				Sub	-			
11	3	NaturalWrWideJG	G2	Piano	-	63	10	3
				E.Piano	Wr Wide			
				Sub	-			
11	4	Chorused67Rd SP	G2	Piano	-	63	10	4
				E.Piano	67Rd Bright			
				Sub	-			
11	5	R&B Ballad NS	G2	Piano	-	63	10	5
				E.Piano	67Rd Dark			
				Sub	-			
11	6	Squashed C7 NS	G2	Piano	C7	63	10	6
				E.Piano	-			
				Sub	-			
11	7	WrWideChorus SP	G2	Piano	-	63	10	7
				E.Piano	Wr Wide			
				Sub	-			
11	8	Driven 67Rd JG	G2	Piano	-	63	10	8
				E.Piano	67Rd Bright			
				Sub	-			

© 2019 Yamaha Corporation

Published 01/2025 YJ-G0